






EYFS Term 4 Week 1 Focus Story: The Great Pet Sale	Monday 22.02.2021	Tuesday 23.02.2021	Wednesday 24.02.2021	Thursday 25.02.2021	Friday 26.02.2021
Morning movement		Doh disco on YouTube	Go Noodle	Doh Disco on YouTube	Jump Start Johnny
<p>Communication, Language and Literacy</p> <p>General: Look at books everyday. Practise telling the story from the pictures. Can you find any letters/words you can read on your own?</p> <p>Listen to stories read by others, including audiobooks.</p> <p>Remember children have access to Oxford Owl online for more books username: ruby20/jade20/opal20 password: books</p> <p>Speak in full sentences.</p> <p>Practise your tricky words in your word bags.</p>	<p>INSET DAY</p>	<p>Watch the story:</p> <p>Our theme this week is all about pets! Read/watch the story 'The Great Pet Sale'. You can watch Miss Light reading the story here: https://youtu.be/cG_K13Zcg1U</p> <p>You can also read/watch the story here: https://www.youtube.com/watch?v=bWw_fHtAu5k</p> <p>Discuss with your grown-ups: In the story, which pet animal is your favourite and why? Do you have a favourite pet animal? Why is it your favourite? Is there a pet animal that you don't like? Why don't you like it?</p> 	<p>Listening and understanding and writing:</p> <p>Draw a picture and write about your favourite pet animal. You could choose a dog, a hamster, a snake, a horse or maybe even a pet spider! You could even choose your own pet if you have one at home.</p> <p>We would love to see your pictures and writing on Evidence Me!</p> <p>Watch Miss Light's video here: https://youtu.be/zZJNMfU6ONY</p> 	<p>Listening and understanding:</p> <p>On the website, you will find pictures of different pets. We want you to play the game 'Find The Pet'.</p> <p>You need to describe your pet to your grown-up without telling them what pet you have chosen! Your grown-up has to guess what pet you are thinking of. Don't forget to describe their colour, how many legs they have, what they might eat, what noise they make, etc.</p> <p>Watch Miss Light's video here: https://youtu.be/lUPDfnoz8kc</p> 	<p>Personal Choice:</p> <p>Rotational options:</p> <ul style="list-style-type: none"> • Quiet reading time with a book of children's choice (book bags, book corner, library, home) • Practise a-z letter formation. You could watch Miss Light's video again: https://youtu.be/RTna1sHYtz8 • Choose a story to listen to on https://home.oxfordwl.co.uk/storyteller-videos/ • Choose a book to read from the phonics ebook library on the Oxford Owl website https://www.oxfordwl.co.uk  <ul style="list-style-type: none"> • Use of Teach your monster to read App: 


Literacy Adult Led Activity: **Colourful Semantics:** Practise writing captions using colourful semantics with a focus on capital letters, finger spaces and full stops. On the website, you will find a new set of colourful semantics pictures which include our newer digraphs and trigraphs from Phase 3. You can also watch Miss Light's video from last term for extra support on how to carry out a colourful semantics activity: <https://www.youtube.com/watch?v=xdKl8XYbX5g&feature=youtu.be> Use of a sound mat will also support your child to write these captions.

Phonics

Focus on reviewing phase 3 sounds and tricky words, and using this knowledge in reading and writing.

Phonics Play Games:
You can access lots of fun and interactive games on [phonics play](http://phonicsplay.com).

username: jan21
password: home



You can watch short, humorous phonics clips here: <https://www.bbc.co.uk/bit-size/topics/zcqqtf>

INSET DAY

Review phase 3 sounds and tricky words

Focus tricky word: all

Watch the lesson with Mrs Upham.
<https://www.youtube.com/watch?v=2Q9MGUr5DAs>

Activity: I spy

Don't forget to look for digraphs or trigraphs first before you blend the sounds to read the words.

If you are feeling a bit rusty, spend some time on Phonics Play doing a game like grab a giggling grapheme, pick a picture or read and match.

Review phase 3 sounds

Tricky word review

Review phase 3 sounds by playing Grab a Giggling Grapheme on phonics play
<https://www.phonicsplay.co.uk/resources/phase/3/grab-a-giggling-grapheme>


Review all phase 3 tricky words by watching phonics with Felix and having a go at the different challenges. You will need the words cut up on cards to do the challenges.
<https://www.youtube.com/watch?v=4d-ODVyuMrl&list=PL8nVPL2W M K L H M X L 7 G T W n g J N j r x k s r b M O S & i n d e x = 2 8>

Activity: tricky word challenges set in video

Review phase 3 sounds. Read words with double letters.

Watch the lesson with Mrs Upham (link on website)


Activity: read and match the captions to the pictures.



Review phase 3 sounds. Read words with double letters.


Watch the lesson with Mrs Upham (link on website)

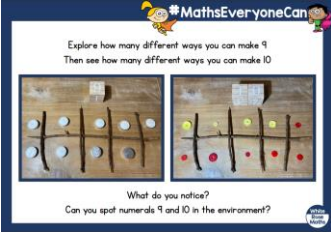



Activity: read and draw



Phonics adult led activity

Practise all sounds. Practise all tricky words. Choose books to read from the Letters and Sounds ebook library on <https://www.oxfordowl.co.uk/>. Choose books that offer some challenge but are still enjoyable to read. While we have introduced all the phase 3 sounds, that doesn't mean every child is ready to read stories featuring the new digraphs and trigraphs. Reading books from earlier sets provides essential blending practice and will encourage reading for pleasure. By re-reading the same book at least 3 times can help children develop fluency.



	Monday 22.02.2021	Tuesday 23.02.2021	Wednesday 24.02.2021	Thursday 25.02.2021	Friday 26.02.2021
<p>Maths – Building 9 and 10</p> <p>Ongoing:</p> <p>Number blocks is a great set of maths programmes on BBC iplayer: https://www.bbc.co.uk/iplayer/episodes/b08bzfhn/umberblocks</p> <p>If you would like to look at some maths songs, please go to: https://www.bbc.co.uk/teach/school-radio/nursery-rhymes-counting-songs/zn67kmn</p>	<p style="text-align: center;">INSET DAY</p>	<p>Watch Miss Ireland’s video for today’s lesson: Session 1 - representing and sorting 9 and 10 https://youtu.be/gmvM9gCk6VI</p> <p>Have a go at this activity: </p> <p>You might also like to watch Numberblocks ‘Nine’ https://www.bbc.co.uk/iplayer/episode/b08phbzc/numberblocks-series-2-nine</p>	<p>Watch Miss Ireland’s video for today’s lesson Session 2 - representing and sorting 9 and 10 https://youtu.be/F-o7DadJsc</p> <p>Have a go at this activity: </p> <p>You might also like to watch Numberblocks ‘Ten’ https://www.bbc.co.uk/iplayer/episode/b08phr1g/numberblocks-series-2-ten</p>	<p>Watch Miss Ireland’s video for today’s lesson Session 3 - ordering numerals to 10 https://youtu.be/NFFEBGA0YHw</p> <p>Have a go at this activity: </p> <p>You might like to practise your number formation using this activity, just choose numbers instead of letters: https://www.doorwayonline.org.uk/activities/letterformation/</p>	<p>Watch Miss Ireland’s video for today’s lesson on Session 4 - composition of 9 and 10 https://youtu.be/fAGpoKI Fs9k</p> <p>Have a go at this activity: </p> <p>You may also like to access Week 1 Building 9 and 10, Session 5 Numbers to 10 Bingo from the White Rose Website https://whiterosemaths.com/homelearning/early-years/building-9-10-week-1/</p>
<p>Maths adult led activity</p>	<p>Please have a go at the daily follow up activities, simply click the picture for the link. Don’t forget to share your learning each day on EvidenceMe.</p> <p>You may also like to access some of the additional maths activities from our website.</p>				
<p>Wider Curriculum:</p> <p>Below we have attached some wider curriculum challenges and like with all of these home learning tasks, we do not expect you to complete them all but they are here as a guide for you to use as you wish. You may complete these tasks as they are or use some of these tasks and explore your own interests/ use them in your own way too and that is absolutely fine.</p>					

PE

We encourage you to access daily physical activity opportunities.

Physical health: Joe Wicks, Cosmic Kids and Kidz Bop on YouTube all support daily, family friendly work outs!

You could even revisit older videos and challenge yourself to improve. All EYFS classes are going to forest school this term. If you can access some outdoor space make time for some play in the fresh air.

There are some good resources available below:

- <https://www.nhs.uk/10-minute-shake-up/shake-ups>
- <https://www.bbc.co.uk/programmes/b006mvsc>
- <https://www.youtube.com/user/CosmicKidsYoga>

INSET DAY

Expressive Arts and Design:

Watch a video that teaches how to draw a pet. Follow the instructions step by step. You might need to have a few goes before you are happy with your result. Use your emerald power! We know that making mistakes can help us learn.

Here are some videos but your grown up might find another you prefer.



Guinea Pig

<https://www.youtube.com/watch?v=XWXghrdNbLs>

Horse

<https://www.youtube.com/watch?v=laVebaRmKdA>

Puppy

<https://www.youtube.com/watch?v=re4aKD1mHAg>

Cat

<https://www.youtube.com/watch?v=VhipzJ3FYFE>

Expressive Arts and Design:

Role play a pet shop or a vets.

Gather together a selection toys to 'sell' in your pet shop. You could write name labels for the pets. Can you make price tags for the pets? (*Extra maths - If you want to practise your number bonds within 10 and coin recognition we suggest you price things between 1p and 10p. You can then use 1p, 2p, 5p and 10p coins to make amounts in different ways*). Role play your pet shop with others in your house. Perhaps there is a relative or friend on zoom who would like to have a go too.



When you have finished with your pet shop you could turn it into a vets.

Understanding the World:

Different pets need different equipment to feed them, keep them comfortable and to entertain them.

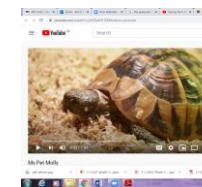
Have a go at matching the pets to the objects they need.



Extra challenge: think of a different pet. Can you draw this pet and some of the equipment they need?

Video challenge:

We would love to take this chance to learn about each other's pets. Can you make a short documentary video about your pet? Tell us its name, what it eats, where it sleeps and any other details about your pet that you would like to share. If you don't have a pet, you can make a short video about a pet you would like to have and why you would like it.



Miss Light made a video about her friend's tortoise.

<https://youtu.be/jOrZQz84L7M>

Mrs Upham made a video about her cat.

<https://www.youtube.com/watch?v=Vi5Ujf29vfg>