








EYFS Term 4 Week 3 Focus Story: When Spring Comes	Monday 08.03.2021	Tuesday 09.03.2021	Wednesday 10.03.2021	Thursday 11.03.2021	Friday 12.03.2021
Morning movement	Jack Hartmann action song on YouTube	Doh disco on YouTube	Go Noodle	Doh Disco on YouTube	Jump Start Johnny
<p>Communication, Language and Literacy</p> <p>As this is Book Week we are going to read as many different books as we can about pets and even make our own non-fiction books by writing a page a day.</p> <p>We are also going to begin identifying and writing capital letters for us to use at the start of sentences and for names.</p>	<p>Listening and understanding:</p> <p>Read/watch the story 'When Spring Comes' https://www.youtube.com/watch?v=Q_kNU3XpMew</p> <p>Discuss: What changes happen when Spring comes? How is it different from Winter? What is your favourite thing about Spring? What is your favourite season?</p> 	<p>Listening and attention:</p> <p>Go on a Spring walk together. If you are not able to, try and spend some time outside to enjoy and experience Spring. It is important to get some fresh air!</p> <p>Discuss: What can you see, hear, touch, smell and taste?</p> <p>Do you notice any differences or similarities from the Winter walk? What has changed since Winter? What is the same?</p> 	<p>Listening and understanding:</p> <p>Find out more about Spring.</p> <p>Log on to Espresso https://online.espresso.co.uk/espresso/login/Authn/UserPassword</p> <p>username: student5731 password: paulton</p> <p>and keyword search 'Spring' and choose the fourth link down.</p> <p>Discuss: What else did we see on the Spring walk yesterday? Can you think of any other signs that show Spring is here?</p> 	<p>Colourful Semantics:</p> <p>Practise writing captions using colourful semantics with a focus on capital letters, finger spaces and full stops. On the website, you will find a set of colourful semantics pictures which include our newer digraphs and trigraphs from Phase 3.</p> <p>Make sure you practise keeping your writing on the line.</p> 	<p>Personal Choice:</p> <p>Rotational options:</p> <ul style="list-style-type: none"> • Quiet reading time with a book of children's choice (book bags, book corner, library, home) • Practise a-z letter formation. You could watch Miss Light's video again: https://youtu.be/RTna1sHYtz8 • Choose a story to listen to on https://home.oxfordwl.co.uk/storyteller-videos/ • Choose a book to read from the phonics ebook library on the Oxford Owl website https://www.oxfordwl.co.uk  <ul style="list-style-type: none"> • Use of Teach your monster to read App: 

Literacy Adult Led Activity: Draw a picture of a Spring scene. Don't forget to think about what you might see during the Spring. For example, daffodils, green leaves, baby animals, blossom, rain and sunshine, puddles, green shoots, etc. Now we want you to label your picture. Don't forget to use your phonics to help you to sound out words.

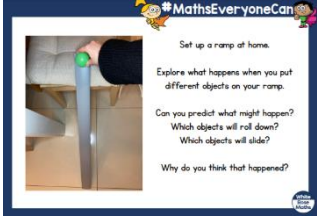
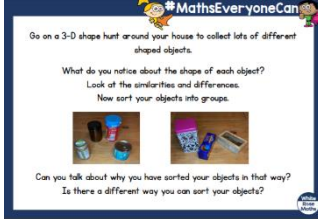
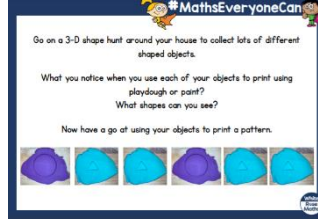


<p>Phonics</p> <p>Focus on reviewing phase 3 and using them to read and write word with increasing fluency</p> <p>Phonics Play Games: You can access lots of fun and interactive games on phonics play.</p> <p>username: jan21</p> <p>password: home</p>  <p>You can watch short, humorous phonics clips here: https://www.bbc.co.uk/bitesize/topics/zcqqgfr</p> <p>You can watch videos of letters and sounds lessons here: https://lettersandsounds.org.uk/home/reception</p>	<p>Focus on: ch. Sight-reading a selection of 1 syllable words and decoding longer words.</p> <p>Review Review phase 3 sounds. Use real flashcards or https://www.phonicsplay.co.uk/resources</p> <p>Review reading phase 3 words. Use word flashcards or play Pick a Picture phase 3 digraphs on phonics play.</p> <p>Review phase 3 tricky words. Use flashcards or play tricky word trucks on phonics play.</p> <p>Teach and Practise Practise reading and writing the following words: chin, chip, much, rich, chicken, chopping</p> <p>Read the sentence and draw a picture to match it: I am chopping chicken and chips for dinner.</p>	<p>Focus on: sh. Sight-reading a selection of 1 syllable words and decoding longer words.</p> <p>Review Review phase 3 sounds. Use real flashcards or https://www.phonicsplay.co.uk/resources</p> <p>Review reading phase 3 words. Use word flashcards or play Pick a Picture phase 3 digraphs on phonics play.</p> <p>Review phase 3 tricky words. Use flashcards or play tricky word trucks on phonics play.</p> <p>Teach and Practise Practise reading and writing the following words: fish, shop, shell, cash, wishing, shopping</p> <p>Read the sentence and draw a picture to match it. He has cash and is shopping for fish.</p>	<p>Focus on: th. Sight-reading a selection of 1 syllable words and decoding longer words.</p> <p>Review Review phase 3 sounds. Use real flashcards or https://www.phonicsplay.co.uk/resources</p> <p>Review reading phase 3 words. Use word flashcards or play Pick a Picture phase 3 digraphs on phonics play.</p> <p>Review phase 3 tricky words. Use flashcards or play tricky word trucks on phonics play.</p> <p>Teach and Practise Practise reading and writing the following words: with, moth, this, that, thing, thunder</p> <p>Read the sentence and draw a picture to match it. The moth can hear the thunder with her ears.</p>	<p>Focus on: ng. Sight-reading a selection of 1 syllable words and decoding longer words.</p> <p>Review Review phase 3 sounds. Use real flashcards or https://www.phonicsplay.co.uk/resources</p> <p>Review reading phase 3 words. Use word flashcards or play Pick a Picture phase 3 digraphs on phonics play.</p> <p>Review phase 3 tricky words. Use flashcards or play tricky word trucks on phonics play.</p> <p>Teach and Practise Practise reading and writing the following words: ring, long, bang, hung, ping-pong, singing</p> <p>Read the sentence and draw a picture to match it. I hung up my ping-pong bat with a long ribbon.</p>	<p>Review the week.</p> <p>Review Review phase 3 sounds. Use real flashcards or https://www.phonicsplay.co.uk/resources</p> <p>Review reading all the words from the week.</p> <p>Review phase 3 tricky words. Use flashcards or play tricky word trucks on phonics play.</p> <p>Play 'Make a Match' phase 3 week 3 on phonics play.</p> <p>Read sentences on phonics play matching the sounds from the week.</p>
--	--	---	--	--	---

Phonics adult led activity

Practise all sounds. Practise all tricky words. Choose books to read from the Letters and Sounds ebook library on <https://www.oxfordowl.co.uk/>. Choose books that offer some challenge but are still enjoyable to read. While we have introduced all the phase 3 sounds, that doesn't mean every child is ready to read stories featuring the new digraphs and trigraphs. Reading books from earlier sets provides essential blending practice and will encourage reading for pleasure. By re-reading the same book at least 3 times children can help develop fluency.



	Monday 08.03.2021	Tuesday 09.03.2021	Wednesday 10.03.2021	Thursday 11.03.2021	Friday 12.03.2021
--	--------------------------	---------------------------	-----------------------------	----------------------------	--------------------------


<p>Maths – Building 9 and 10 – focus on Shape, Space and Measure this week</p> <p>Ongoing:</p> <p>Number blocks is a great set of maths programmes on BBC iplayer: https://www.bbc.co.uk/ipl/ayer/episodes/b08bzfhn/numberblocks</p> <p>If you would like to look at some maths songs, please go to: https://www.bbc.co.uk/teach/school-radio/nursery-rhymes-counting-songs/zn67kmn</p>	<p>Watch White Rose Maths Week 3 Building 9 and 10 Session 1 – Building with 3D shapes https://whiterosemaths.com/homelearning/early-years/building-9-10-week-3/</p> <p>Have a go at this activity:</p> 	<p>Watch White Rose Maths Week 3 Building 9 and 10 Session 2 – Matching 3D Shapes https://whiterosemaths.com/homelearning/early-years/building-9-10-week-3/</p> <p>Have a go at this activity:</p> 	<p>Watch White Rose Maths Week 3 Building 9 and 10 Session 3 – Printing with 3D Shapes https://whiterosemaths.com/homelearning/early-years/building-9-10-week-3/</p> <p>Have a go at this activity:</p> 	<p>Watch White Rose Maths Week 3 Building 9 and 10 Session 4 - Pattern https://whiterosemaths.com/homelearning/early-years/building-9-10-week-3/</p> <p>Have a go at this activity:</p> 	<p>Watch White Rose Maths Week 3 Building 9 and 10 Session 5 - Pattern https://whiterosemaths.com/homelearning/early-years/building-9-10-week-3/</p> <p>Have a go at this activity:</p> 
<p>Maths adult led activity</p>	<p>Please have a go at the daily follow up activities, simply click the picture for the link. Don't forget to share your learning each day on EvidenceMe.</p> <p>You may also like to access some of the additional maths activities from our website.</p>				
<p>Wider Curriculum:</p> <p>Below we have attached some wider curriculum challenges and like with all of these home learning tasks, we do not expect you to complete them all but they are here as a guide for you to use as you wish. You may complete these tasks as they are or use some of these tasks and explore your own interests/ use them in your own way too and that is absolutely fine.</p>					
<p>PE</p> <p>We encourage you to access daily physical activity opportunities.</p> <p>Physical health: Joe Wicks, Cosmic Kids and Kidz Bop on YouTube all support</p>	<p>Understanding the world:</p> <p>Sort the pictures into 'Winter' and 'Spring'.</p> <p>Can you think of any more things we could add to each category?</p>	<p>Expressive Arts and Design:</p> <p>Observational drawing.</p> <p>Look closely at some flowers/buds or leaves that you spotted on</p>	<p>Expressive Arts and Design:</p> <p>Design your own Spring flowers.</p> <p>It is up to you how you want to design them!</p> <p>For example:</p>	<p>Expressive Arts and Design:</p> <p>Listen to the nursery rhyme 'Mary had a little lamb'.</p>	<p>Expressive Arts and Design and Understanding the World:</p> <p>Paint or collage a spring picture.</p>

daily, family friendly work outs!

You could even revisit older videos and challenge yourself to improve. All EYFS classes are going to forest school this term. If you can access some outdoor space make time for some play in the fresh air.

There are some good resources available below:

- <https://www.nhs.uk/10-minute-shake-up/shake-ups>
- <https://www.bbc.co.uk/programmes/b006mvsc>
- <https://www.youtube.com/user/CosmicKidsYoga>



your walk or find some flowers in your classroom or house. Look at them very carefully and then have a go at drawing them. You might need to try several times to get better with practise.

You could use kitchen roll printing:



Cupcake cases:



Or lolly sticks:



<https://www.youtube.com/watch?v=pbOLKINJtGY>

Have a go at learning the words and singing the song. You might want to focus on the first verse.



What will the weather be like in your picture?
What will the trees and flowers look like?
What animals are in your picture?

