







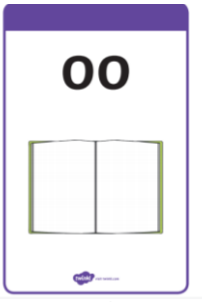

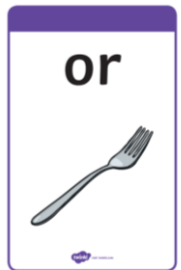


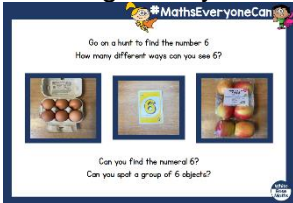






EYFS Term 3 Week 4 Focus Story: Whatever Next!	Monday 25.1.2021	Tuesday 26.1.2021	Wednesday 27.1.2021	Thursday 28.1.2021	Friday 29.1.2021
Morning movement	Action song	Doh disco on YouTube	Go Noodle	Doh Disco on YouTube	Jump Start Johnny
<p>Communication, Language and Literacy</p> <p>General: Look at books everyday. Practise telling the story from the pictures. Can you find any letters/words you can read on your own?</p> <p>Listen to stories read by others including audiobooks.</p> <p>Remember children have access to Oxford Owl online for more books https://www.oxfordowl.co.uk/ username: ruby20/jade20/opal20 password: books</p> <p>Speak in full sentences.</p> <p>Practise your tricky words in your word bags.</p>	<p>Watch the story:</p> <p>This week's theme is Space.</p> <p>Watch this week's story 'Whatever Next!'. You can watch Miss Light reading the story here: https://youtu.be/kOyy1nEV5KA</p> <p>You can also read/watch the story here: https://www.youtube.com/watch?v=m0XQ9YhWd_Y</p> <p>Discuss these questions together:</p> <p>-Where did baby bear want to go? -What did owl and baby bear do on the Moon? -How did baby bear get back into the house? -What did baby bear use as a rocket?</p>	<p>Listening and understanding and writing:</p> <p>Can you remember what baby bear takes on his journey to the Moon?</p>  <p>He packed his teddy and some food for the journey and took off up the chimney ...</p> <p>What would you take to the Moon with you?</p> <p>Watch Miss Light's video here to show you what to do now: https://youtu.be/Tu7b4aV7yvk</p>  <p>What do you need to take into space?</p>	<p>Listening and understanding and writing:</p> <p>Listen to the song 'The Solar System'. https://www.youtube.com/watch?v=BZ-gLUlj_A0</p> <p>Watch the video and have a go at saying the names of the different planets.</p> <p>Which one is your favourite planet? Why?</p> <p>Can you remember any facts about the planets?</p> <p>Have a go at drawing or painting a picture of your favourite planet. You could also label the picture as well.</p> 	<p>Retell the story:</p> <p>Re-enact the scene from the story where baby bear has a picnic with owl on the Moon.</p> <p>You could have a pretend picnic or ask your grown-ups to have a real one!</p> <p>Can you dress like baby bear? You could wear a 'space helmet' or put on a pair of 'space boots'.</p> <p>What are you going to eat and drink? Who are you going to invite?</p> <p>Watch Miss Light's video here: https://youtu.be/s5vrJ74tWs</p> 	<p>Personal Choice:</p> <p>Rotational options:</p> <ul style="list-style-type: none"> • Quiet reading time with a book of children's choice (book bags, book corner, library, home) • Choose a story to listen to on https://home.oxfordowl.co.uk/storyteller-videos/ • Choose a book to read from the phonics ebook library on the Oxford Owl website https://www.oxfordowl.co.uk  <ul style="list-style-type: none"> • Use of Teach your monster to read App: 

<p>Phonics</p> <p>Focus on introducing digraphs and blending to read CVC words.</p> <p>Phonics Play Games: You can access lots of fun and interactive games on phonics play.</p> <p>username: jan21</p> <p>password: home</p>  <p>You can watch short, humorous phonics clips here: https://www.bbc.co.uk/bit/esize/topics/zcqqtrf</p>	<p>Teach sound: oo (moon)</p> <p>Alphabet song https://www.youtube.com/watch?v=XCezxDycD80</p> <p>Watch lesson 16 on this page – oo https://lettersandsounds.org.uk/for-home/reception</p> <p>Activity: read and match the words and pictures</p> 	<p>Teach sound: oo (book)</p> <p>Alphabet song https://www.youtube.com/watch?v=XCezxDycD80</p> <p>Watch lesson 17 on this page – oo https://lettersandsounds.org.uk/for-home/reception</p> <p>Activity: read and match the words and pictures</p> 	<p>Teach sound: ar</p> <p>Alphabet song https://www.youtube.com/watch?v=XCezxDycD80</p> <p>Watch lesson 18 on this page – ar https://lettersandsounds.org.uk/for-home/reception</p> <p>Activity: read and match the words and pictures</p> <p>OR</p> <p>Play roll and read (example video on EYFS term 3 page)</p> 	<p>Teach sound: or</p> <p>Alphabet song https://www.youtube.com/watch?v=XCezxDycD80</p> <p>Watch lesson 20 on this page – or https://lettersandsounds.org.uk/for-home/reception</p> <p>Activity: read and match the words and pictures</p> <p>OR</p> <p>Play roll and read</p> 	<p>Review the week</p> <p>Watch the funny clips on https://www.bbc.co.uk/bit/esize/topics/zcqqtrf practising the sounds you have learnt this week oo, oo, ar and or.</p> <p>Read Little Blending Book 10 (but not the words with 'ur') on Oxford owl.</p>  <p>Play I-spy with Mrs Upham. (Video on EYFS term 3 page)</p>
<p>Phonics adult led activities</p>	<p>Practise all sounds. Practise all tricky words. Choose books to read from the Letters and Sounds ebook library on https://www.oxfordowl.co.uk/. Choose books that offer some challenge but are still enjoyable to read. While we are up to phase 3 set 10 for introducing new sounds, that doesn't mean every child is ready to read stories featuring the new digraphs. Reading books from earlier sets provides essential blending practice and will encourage reading for pleasure. By re-reading the same book at least 3 times children can help develop fluency.</p> 				

	Monday 25.1.21	Tuesday 26.1.21	Wednesday 27.1.2021	Thursday 28.1.2021	Friday 29.1.2021
<p>Maths – Growing 6,7,8</p> <p>Ongoing:</p> <p>Number blocks is a great set of maths programmes on BBC iplayer: https://www.bbc.co.uk/iplayer/episodes/b08bzfnh/numberblocks</p> <p>If you would like to look at some maths songs, please go to: https://www.bbc.co.uk/teach/school-radio/nursery-rhymes-counting-songs/zn67kmm</p>	<p>Watch Miss Ireland introducing composition of number 6: https://youtu.be/fzlp_HjUkzk</p> <p>Follow up by watching Numberblocks ‘Six’: https://www.bbc.co.uk/iplayer/episode/b08pgk4sd/numberblocks-series-1-six</p> <p>You could also watch Miss Ireland reading Six Dinner Sid here: https://youtu.be/GmHlx_srzE</p> <p>Have a go at the following activity: </p> <p>You could use the ‘I Spy 6’ activity sheet to find different ways of representing 6.</p>	<p>Watch Miss Ireland sorting 6,7,8 and introducing composition of 7: https://youtu.be/guYW1-MAa4</p> <p>Follow up by watching Numberblocks ‘Seven’: https://www.bbc.co.uk/iplayer/episode/b08pgqt4/numberblocks-series-2-seven</p> <p>Have a go at the following activity: </p> <p>You could use the ‘Domino Addition’ sheet from our additional resources.</p>	<p>Watch Miss Ireland exploring composition of 8: https://youtu.be/z3kitm1gidA</p> <p>Follow up by watching Numberblocks ‘Eight’: https://www.bbc.co.uk/iplayer/episode/b08pgvmb/numberblocks-series-2-eight</p> <p>Have a go at the following activity: </p> <p>You could use the ‘Ladybird Addition’ sheet from our additional resources.</p>	<p>Watch White Rose video in Week 1 of Growing 6,7,8 Session 4- Matching 6,7 and 8 https://whiterosemaths.com/homelearning/early-years/growing-6-7-8/</p> <p>Have a go at the following activity: </p> <p>You could also have a go at the ‘I Spy’ activity sheets from our additional resources.</p>	<p>Watch White Rose video in Week 1 of Growing 6,7,8 Session 5 – One more/less https://whiterosemaths.com/homelearning/early-years/growing-6-7-8/</p> <p>Have a go at the following activity: </p>
<p>Maths adult led activities</p>	<p>Please have a go at the daily follow up activities from White Rose – click on the image to get the activity. Share your learning on Evidence Me. Should you need them, you’ll find additional maths activities related to this week’s learning on our website.</p>				
<p>Wider Curriculum:</p> <p>Below we have attached some wider curriculum challenges and like with all of these home learning tasks, we do not expect you to complete them all but they are here as a guide for you to use as you wish. You may complete these tasks as they are or use some of these tasks and explore your own interests/ use them in your own way too and that is absolutely fine.</p>					

PE

We encourage you to access daily physical activity opportunities.

Physical health: Joe Wicks, Cosmic Kids and Kidz Bop on YouTube all support daily, family friendly work outs! You could even revisit older videos and challenge yourself to improve. All EYFS classes are going to forest school this term. If you can access some outdoor space make time for some play in the fresh air.

There are some good resources available below:

- <https://www.nhs.uk/10-minute-shake-up/shake-ups>
- <https://www.bbc.co.uk/programmes/b006mvsc>
- <https://www.youtube.com/user/CosmicKidsYoga>

Literacy and expressive arts and design:

How many different things can a cardboard box be? Play with your grown up or a sibling.

“That’s not a box, it’s a car/bath/fridge/spaceship /cave/tortoise shell etc . . .

How many can you come up with?



If you don’t have a big box you could read the story Stanley Stick and play how many things a stick can be.

<https://www.youtube.com/watch?v=HfluQaOLiY>

Expressive arts and design:

In the story ‘Whatever Next!’ baby bear uses a cardboard box as his rocket.

Make your own rocket using junk modelling. You could use a water bottle, kitchen roll tube or anything else you can find!



Expressive arts and design and understanding the world:

Baby bear and owl have a wonderful time flying through the night’s sky.

Have a go at drawing or painting your own night’s sky. Don’t forget to include the stars and the moon. You may also like to draw baby bear and owl too!



Understanding the World:

Watch the video clips about famous British astronaut Tim Peake.

Miss Mouse goes to space:

<https://www.youtube.com/watch?v=8QuEqRa9JFc>

Tim Peake in space

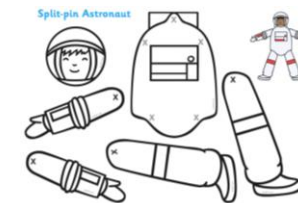
<https://www.youtube.com/watch?v=qCwRnqOPX2s>

Questions in a minute

<https://www.bbc.co.uk/cbbc/watch/bp-get-to-know-tim-peake>

Tim Peake reading a bedtime story in space.

<https://www.youtube.com/watch?v=x-Tn8ZWLtCY>



Cut out and make the split pin astronaut. (You can use glue instead of split-pins). Would you

Literacy, Understanding the world and expressive arts and design:

Listen to the song ‘Twinkle Twinkle Little Star’.

<https://www.bbc.co.uk/teach/school-radio/nursery-rhymes-twinkle-twinkle-little-star/zds6jhw>

Learn and practise the song. You could also add your own actions.

Don’t forget to record your performance and send it to your class teacher on Evidence Me.



				like to be an astronaut? Why/why not?	
--	--	--	--	--	--