









EYFS Term 2 Week 6 Focus Text: An Angel Just Like Me	Monday 07.12.20	Tuesday 08.12.20	Wednesday 09.12.20	Thursday 10.12.20	Friday 11.12.20
Morning movement	Doh disco on YouTube	Kids bop on YouTube	Go Noodle	Doh Disco on YouTube	Jump Start Johnny
<p>Communication, Language and Literacy</p> <p>General: Look at books everyday. Practise telling the story from the pictures. Can you find any letters/words you can read on your own?</p> <p>Listen to stories read by others including audiobooks.</p> <p>Remember children have access to Oxford Owl online for more books username: ruby20/jade20/opal20 password: books</p> <p>Speak in full sentences.</p>	<p>Listening and understanding:</p> <p>Read/watch the story 'An Angel Just Like Me' https://www.youtube.com/watch?v=R7qTS7d-23Q</p> <p>How do you think Tyler must have felt when the angels didn't look like him? How did he feel at the end of the story when the angel did look like him?</p> <p>Discuss how it is important to celebrate that everyone is different.</p> 	<p>Listening and Understanding:</p> <p>Celebrating Differences:</p> <p>Read the story 'We Are All Different'.</p> <p>With your grown-up, discuss how we are all different. We all have different skin colour, hair colour, height, eye colour, we all speak different languages, we like and don't like different things</p> <p>It is a good thing that we are different - it would be boring if we were all the same!</p>	<p>Personal Choice: Rotational options:</p> <ul style="list-style-type: none"> • Quiet reading time with a book of children's choice (book bags, book corner, library, home) • Choose a story to listen to on https://home.oxfordowl.co.uk/storyteller-videos/ • Use of Teach your monster to read App: 	<p>Create your own self-portrait:</p> <p>Use a mirror in your house to talk to your grown-up about how you look. What colour skin do you have, what colour hair, what colour eyes? In what way do you look the same or different from your grown-ups?</p> <p>Now create your own self-portrait. You could use paper plates, wool, different coloured paints, etc.</p> 	<p>Nativity Dress Up Day:</p> <p>In school, it is 'Nativity Dress Up Day' – have your own dress up day at home!</p> <p>You could be a king, a sheep, Mary or another character from The Nativity story.</p> <p>Can you act out a scene or say a line from the story?</p> <p>Don't forget to take a picture or record a video. We would love to see your Nativity dress up day on Evidence Me!</p>
CLL adult led activity	<p>Draw a picture of an angel that looks just like you! Can you tell your grown-up about it? You could label your picture using initial sounds e.g. 'h' for 'halo' or 'w' for wings. Challenge: can you write a word or a caption about your angel picture e.g. 'he has wings'.</p>				

<p>Phonics</p> <p>Focus on recognising sounds and blending to read CVC words.</p> <p>Phonics Play Games: Remember you can also access lots of fun and interactive games on phonics play.</p> 	<p>Teach sound: y</p> <p>Lesson 36 part 1 https://www.youtube.com/watch?v=jFR1LoM6Giw&list=PLuGr6z2H2KNGLy2Tckcy8Kk8u10mXgcmi&index=20</p> <p>Lesson 36 part 2 https://www.youtube.com/watch?v=SZ4YqxbBybo&list=PLuGr6z2H2KNGLy2Tckcy8Kk8u10mXgcmi&index=19</p> <p>“Down a horn, up a horn and under the yak’s head.”</p>  <p>Practise formation.</p>	<p>Teach sound: z</p> <p>Lesson 37 part 1 https://www.youtube.com/watch?v=mTpbxiasiQl&list=PLuGr6z2H2KNGLy2Tckcy8Kk8u10mXgcmi&index=18</p> <p>Lesson 37 part 2 https://www.youtube.com/watch?v=N2Gz0avTavc&list=PLuGr6z2H2KNGLy2Tckcy8Kk8u10mXgcmi&index=17</p> <p>“Zig- zag-zig.”</p>  <p>Practise formation.</p>	<p>Teach sound: zz</p> <p>Lesson 38 part 1 https://www.youtube.com/watch?v=yVtuVltok04&list=PLuGr6z2H2KNGLy2Tckcy8Kk8u10mXgcmi&index=9</p> <p>Lesson 38 part 2 https://www.youtube.com/watch?v=TPQhwBfKC-q&list=PLuGr6z2H2KNGLy2Tckcy8Kk8u10mXgcmi&index=16</p>  <p>Gapfill</p>	<p>Teach sound: qu</p> <p>Lesson 39 part 1 https://www.youtube.com/watch?v=WyeO5KFntZU&list=PLuGr6z2H2KNGLy2Tckcy8Kk8u10mXgcmi&index=14</p> <p>Lesson 39 part 2 https://www.youtube.com/watch?v=NDP0vXcs0Hw&list=PLuGr6z2H2KNGLy2Tckcy8Kk8u10mXgcmi&index=13</p> <p>“Round her head, up past her earrings and down her hair.” (queen) The queen always has her umbrella.</p>  <p>Practise formation.</p>	<p>Review the week</p> <p>Lesson 40 part 1 https://www.youtube.com/watch?v=6HvzusTPPuE&list=PLuGr6z2H2KNGLy2Tckcy8Kk8u10mXgcmi&index=12</p> <p>Lesson 40 part 2 https://www.youtube.com/watch?v=1N9YmkafEbE&list=PLuGr6z2H2KNGLy2Tckcy8Kk8u10mXgcmi&index=11</p>
<p>Phonics adult led activity</p>	<p>Practise flashcards of all sounds taught so far. Reading CVC words using these sounds. Writing CVC words using these sounds. Individual reading from books. Read and draw comprehension sheets.</p>				
	<p>Monday 7.12.20</p>	<p>Tuesday 8.12.20</p>	<p>Wednesday 9.12.20</p>	<p>Thursday 10.12.20</p>	<p>Friday 11.12.20</p>
<p>Maths – Focus on sequencing/ordering events</p> <p>Ongoing:</p> <p>Number blocks is a great set of maths programmes on BBC iplayer: https://www.bbc.co.uk/iplayer/episodes/b08bzfnh/numberblocks</p>	<p>Practise counting forwards and backwards within 10 (or 20). Can you start at different numbers and count forwards/backwards? e.g. 6,7,8... or 12,11,10...</p>	<p>Talk about the difference between night and day. Write or draw these words as opposites, invite children to suggest associated words e.g. dark and light, asleep and awake, led down and stood up, at home and at school etc.</p> <p>Can you do some opposite actions? For example, stand up/sit down or run/walk</p>	<p>At school we use a visual timetable to show us what we will do each day. Discuss the sequence of the school day and what you might do before/after school. Make a timetable using images (your child can draw them) to represent each activity.</p>	<p>Talk about the changing seasons. What do you notice about the change of light hours? What happens in the winter compared to summer? Could watch Summer and Winter Solstice videos on Espresso https://central.espresso.co.uk/espresso/primary_uk/subject/module/video_index/item1162014/grade1/index.html</p>	<p>Show children a sequence (putting coat on? Brushing teeth? Etc.) with the steps are in the wrong order. Can they help to put them in the right order? Practise following the correct sequence.</p>

<p>If you would like to look at some maths songs, please go to: https://www.bbc.co.uk/teach/school-radio/nursery-rhymes-counting-songs/zn67kmn</p>				<p>You could draw a picture to show the season we are in now.</p>	
--	--	--	--	---	--






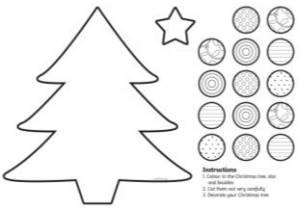
Maths adult led activity

This week at school we will be checking the children's progress within Number. Can they count forwards and backwards to 10? Or 20? Can they count a group of objects accurately and match the correct numeral? Can they say the number that is one more/less than a given number? Can they check by using objects?

At home, it would be helpful for you to record your child's progress on EvidenceMe. You could share pictures or short videos and add your own thoughts about how it is going.

Wider Curriculum:

Below we have attached some wider curriculum challenges and like with all of these home learning tasks, we do not expect you to complete them all but they are here as a guide for you to use as you wish. You may complete these tasks as they are or use some of these tasks and explore your own interests/ use them in your own way too and that is absolutely fine.

<p>PE:</p> <p>We encourage you to access daily physical activity opportunities.</p> <p>Physical health: Joe Wicks, Cosmic Kids and Kidz Bop on YouTube all support daily, family friendly work outs! You could even revisit older videos and challenge yourself to improve. All EYFS classes are going to forest school this term. If you can access some outdoor space make time for some play in the fresh air.</p> <p>There are some good resources available below:</p> <ul style="list-style-type: none"> https://www.nhs.uk/10-minute-shake-up/shake-ups 	<p>Expressive arts and design</p> <p>Design your own angel decoration.</p> <p>You could use a paper plate or even cupcake cases. Maybe you could make your angel look</p>   <p>just like you! Don't forget to send a picture to your</p>	<p>Expressive arts and design:</p> <p>Design a Christmas card for a family member or friend.</p> <p>You could design a Christmas tree, a candy cane, a reindeer or even Santa!</p> <p>Have a go a writing the insert of your card too!</p>  	<p>Expressive arts and design and physical development:</p> <p>Shape angel</p> <p>Use objects from around your home as stencils to make a 2D angel picture. You could use a tin to draw a circular face. Can you find something triangular to draw the body or wings? Can you make a selection of different angels using different shapes?</p>	<p>Expressive arts and design and physical development:</p> <p>Cutting skills</p> <p>Either use the Christmas cutting skills sheets to practise early scissor skills.</p>  <p>Or, for more of a challenge, use the Christmas tree template to colour and cut out baubles to decorate.</p> 	<p>Expressive arts and design:</p> <p>Singing</p> <p>Watch the video for the Christmas song 'It was on a starry night'</p> <p>https://www.youtube.com/watch?v=MCHL2t7xxus</p> <p>Practise the song again and again with the actions. You might try just the first verse or the whole thing.</p> <p>Usually at this time of year we would be doing Christmas performance in the hall for parents to watch. It's become a tradition at Paulton Infants that we always sing this song. If you learn it this year next</p>
--	---	---	--	---	--

<ul style="list-style-type: none">• https://www.bbc.co.uk/programmes/b006mvsc• https://www.youtube.com/user/CosmicKidsYoga	class teacher using Evidence Me.				year you can do it on stage.
---	----------------------------------	--	--	--	------------------------------