
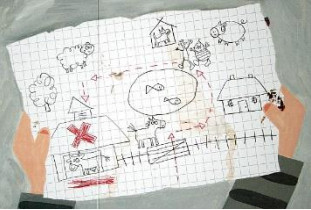








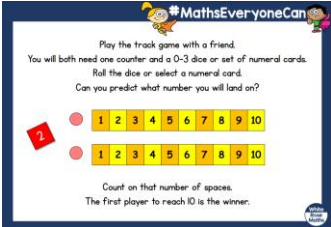
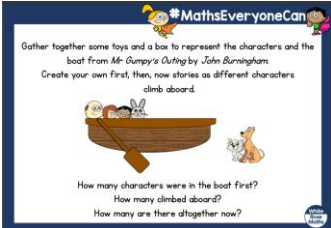
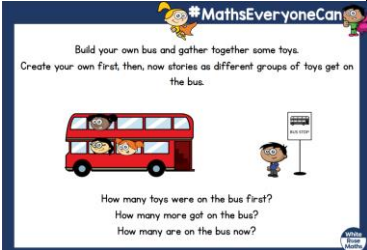

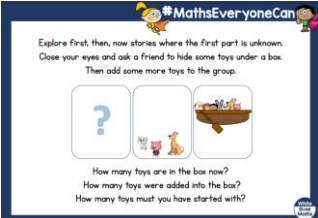










EYFS Term 5 Week 4 What the Ladybird Heard	Monday 10.05.2021	Tuesday 11.05.2021	Wednesday 12.05.2021	Thursday 13.05.2021	Friday 14.05.2021
Morning movement	Jack Hartmann action song on YouTube	Doh disco on YouTube	Go Noodle	Doh Disco on YouTube	Jump Start Johnny
Communication, Language and Literacy	<p>Listening and understanding:</p> <p>Read/Watch the story 'What The Ladybird Heard'.</p> <p>https://www.youtube.com/watch?v=Eu9mPX7DuLA</p> <p>Encourage the children to listen out for the rhyming words in the story.</p>  <p>Watch a 'Down on the Farm' video to find out more about farms: https://www.bbc.co.uk/iplayer/episodes/b0798kz4/down-on-the-farm</p>	<p>Listening and understanding:</p> <p>As a class or in pairs, create a map of your own farm. You could use the plan in the book or the front pages to make your map.</p> <p>Discuss which animals you would put next to each other.</p> <p>Challenge: Can you use positional language to explain how you would find the prize cow?</p>  <p>Watch a 'Down on the Farm' video to find out more about farms: https://www.bbc.co.uk/iplayer/episodes/b0798kz4/down-on-the-farm</p>	<p>Listening and understanding:</p> <p>Hefty Hugh and Lanky Len have gone missing!</p> <p>As a class, create a wanted poster to help the police to find them.</p> <p>Discuss: What have they done wrong? Where were they last seen? What do they look like? Is there going to be a reward?</p>   <p>Watch a 'Down on the Farm' video to find out more about farms: https://www.bbc.co.uk/iplayer/episodes/b0798kz4/down-on-the-farm</p>	<p>Listening and understanding:</p> <p>Use either the stick puppets or role play masks from 'What The Ladybird Heard' to retell the story. You can do this as a whole class or children can work in pairs/small groups.</p> <p>Encourage and prompt the children to have a beginning, a middle and an end to their story.</p> <p>Don't forget to perform to each other!</p>  <p>Watch a 'Down on the Farm' video to find out more about farms: https://www.bbc.co.uk/iplayer/episodes/b0798kz4/down-on-the-farm</p>	<p>Create your own collective story:</p> <p>Create a story together as a class. You could retell the story 'What The Ladybird Heard', or you could write a story about a ladybird or farm animal. Maybe your story could start on a farm!</p> <p>Ask your grown-up to write out your story as you tell it. It should be no longer than a side of A5 paper.</p>  <p>You can also read/watch 'What The Ladybird Heard Next': https://www.youtube.com/watch?v=Cq0xiXoX8H0</p> <p>Watch a 'Down on the Farm' video to find out more about farms: https://www.bbc.co.uk/iplayer/episodes/b0798kz4/down-on-the-farm</p>

<p>Literacy Adult Led Activity:</p>	<p>Colourful Semantics – this week we are going to use Phase 4 words that we have been learning in phonics. For example, stop, gift, tent, band, nest, lamp, etc. Don't forget to use your phonics to help you to sound out words. Remember to challenge yourself to use a capital letter, finger spaces and a full stop.</p>				
<p>Phonics</p> <p>Phase 4. Focus on reading adjacent consonants.</p> <p>You can watch phonics videos and complete activities here on espresso. Username: student5731 password: paulton</p> <p>Phonics Play Games: You can access a few games for free on https://www.phonicsplay.co.uk/resources</p>  <p>You can watch short, humorous phonics clips here: https://www.bbc.co.uk/bitesize/topics/zcqqqtr</p> <p>You can watch videos of letters and sounds lessons here: https://lettersandsounds.org.uk/home/reception</p>	<p>Focus on: CCV and CCVC Blending to read consonants at the beginning of words.</p> <p>Review Review phase 3 sounds. Use real flashcards or this video https://www.youtube.com/watch?v=aNcBWSBxSp0</p> <p>Review reading phase 3 words using flashcards. Try to sightread if possible. Soundtalk and blend only if you need to.</p> <p>Review tricky words taught so far with flashcards.</p> <p>Teach and Practise Practise reading and writing the following words: sniff, plum, gran, swim, clap</p> <p>Teach tricky word: were</p> <p>Read the sentence and draw a picture to match: <i>My gran can swim fast and we clap for her.</i></p>	<p>Focus on: CCV and CCVC Blending to read consonants at the beginning of words.</p> <p>Review Review phase 3 sounds. Use real flashcards or this video https://www.youtube.com/watch?v=aNcBWSBxSp0</p> <p>Review reading phase 3 words using flashcards. Try to sightread if possible. Soundtalk and blend only if you need to.</p> <p>Review tricky words taught so far with flashcards.</p> <p>Teach and Practise Practise reading and writing the following words: drop, glass, grass, printer, green</p> <p>Write tricky word: were</p> <p>Read the sentence and draw a picture to match: <i>If you drop glass it will smash</i></p>	<p>Focus on: CCV and CCVC Blending to read consonants at the beginning of words.</p> <p>Review Review phase 3 sounds. Use real flashcards or this video https://www.youtube.com/watch?v=aNcBWSBxSp0</p> <p>Review reading phase 3 words using flashcards. Try to sightread if possible. Soundtalk and blend only if you need to.</p> <p>Review tricky words taught so far with flashcards.</p> <p>Teach and Practise Practise reading and writing the following words: flip, drip, snap, fresh</p> <p>Teach tricky word: there</p> <p>Read the sentence and draw a picture to match: <i>There were some fresh flowers in the jug.</i></p>	<p>Focus on: CCV and CCVC Blending to read consonants at the beginning of words.</p> <p>Review Review phase 3 sounds. Use real flashcards or this video https://www.youtube.com/watch?v=aNcBWSBxSp0</p> <p>Review reading phase 3 words using flashcards. Try to sightread if possible. Soundtalk and blend only if you need to.</p> <p>Review tricky words taught so far with flashcards.</p> <p>Teach and Practise Practise reading and writing the following words: stick, stem, trap, steep</p> <p>Write tricky words: there</p> <p>Read the sentence and draw a picture to match it. <i>There were lots of sticks on the steep hill.</i></p>	<p>Focus on: CCV and CCVC Blending to read consonants at the beginning of words.</p> <p>Review Review phase 3 sounds. Use real flashcards or this video https://www.youtube.com/watch?v=aNcBWSBxSp0</p> <p>Review reading phase 3 words using flashcards.</p> <p>Review tricky words taught so far with flashcards.</p> <p>Review reading and writing words from the week with an emphasis on fluency.</p> <p>Read Little Blending Book 13 on https://www.oxfordowl.co.uk/</p> 

<p>Phonics adult led activity</p>	<p>https://www.oxfordowl.co.uk/ As a whole class this week we will be reading 'Cat's Painting on Oxford Owls. We will read it several times for decoding, then fluency, then prosody (expression).</p> <div style="display: flex; justify-content: space-around; align-items: center;">   </div>				
	<p>Monday 10.05.2021</p>	<p>Tuesday 11.05.2021</p>	<p>Wednesday 12.05.2021</p>	<p>Thursday 13.05.2021</p>	<p>Friday 14.05.2021</p>
<p>Maths – First, Then, Now</p> <p>Ongoing:</p> <p>Number blocks is a great set of maths programmes on BBC iplayer: https://www.bbc.co.uk/iplayer/episodes/b08bzfnh/numberblocks</p> <p>If you would like to look at some maths songs, please go to: https://www.bbc.co.uk/teach/school-radio/nursery-rhymes-counting-songs/zn67kmn</p>	<p>Watch White Rose Maths Week 1 First, Then, Now Session 1 – Counting On</p> <p>https://whiterosemaths.com/homelearning/early-years/first-then-now-week-1/</p> <p>Have a go at this activity: </p> <p>Provide each pair with a 10 or 20 number track, dice or numeral cards and counter. Can you predict what number you will land on next?</p>	<p>Watch White Rose Maths Week 1 First, Then, Now Session 2 – Adding More (1)</p> <p>https://whiterosemaths.com/homelearning/early-years/first-then-now-week-1/</p> <p>Have a go at this activity: </p> <p>Provide children with a selection of objects and a boat template (optional), Encourage them to tell their own 'First, Then, Now' stories with a partner.</p>	<p>Watch White Rose Maths Week 1 First, Then, Now Session 3 – Adding More (2)</p> <p>https://whiterosemaths.com/homelearning/early-years/first-then-now-week-1/</p> <p>Have a go at this activity: </p> <p>Provide children with a 10-frame bus (First, Then, Now Bus) and up to 10 counters. Encourage them to tell their own 'First, Then, Now' stories. For example, First there were 3 bears on the bus. Then 2 more joined. Now there are 5 bears on the bus. Invite some children up to demonstrate their 'First, Now, Then' stories.</p>	<p>Watch White Rose Maths Week 1 First, Then, Now Session 4 – Adding More – Unknown Then</p> <p>https://whiterosemaths.com/homelearning/early-years/first-then-now-week-1/</p> <p>Have a go at this activity: </p> <p>Provide children with a selection of toys in pairs. Encourage them to tell a First, Then, Now story with an unknown Then. For example, First I had 3 dinosaurs. Then my partner added some more. Now I have 6 dinosaurs. My partner added 3.</p>	<p>Watch White Rose Maths Week 1 First, Then, Now Session 5 – Adding More – First Unknown</p> <p>https://whiterosemaths.com/homelearning/early-years/first-then-now-week-1/</p> <p>Have a go at this activity: </p> <p>Yesterday we told First, Then, Now stories with Then unknown. Today we will tell them with First unknown. E.g. First my partner put some cars in the box. Then I added 2 more. Now I have 3 cars in the box. I started with 1.</p>

<p>Maths adult led activity</p>	<p>Please have a go at the daily follow up activities, simply click the picture for the link. Don't forget to share your learning each day on EvidenceMe. You might also like to play: https://www.topmarks.co.uk/learning-to-count/place-value-basketball</p>				
<p>Wider Curriculum: Below we have attached some wider curriculum challenges and like with all of these home learning tasks, we do not expect you to complete them all but they are here as a guide for you to use as you wish. You may complete these tasks as they are or use some of these tasks and explore your own interests/ use them in your own way too and that is absolutely fine.</p>					
<p>PE We encourage you to access daily physical activity opportunities.</p> <p>Physical health: Joe Wicks, Cosmic Kids and Kidz Bop on YouTube all support daily, family friendly work outs! You could even revisit older videos and challenge yourself to improve. All EYFS classes are going to forest school this term. If you can access some outdoor space make time for some play in the fresh air.</p> <p>There are some good resources available below:</p> <ul style="list-style-type: none"> • https://www.nhs.uk/10-minute-shake-up/shake-ups • https://www.bbc.co.uk/programmes/b006mvs 	<p>Understanding the world:</p> <p>Spend some time outdoors, listen to the different sounds you can hear. Can you hear any animals? What noises are they making? What other environmental sounds can you identify?</p> 	<p>Art and Design</p> <p>Choose a farm animal to paint. Look closely at an image of your chosen animal. Carefully look at all the colours you can see on your animal. Prepare the colours you need by mixing them first. Paint your animal.</p>  	<p>Understanding the world and Expressive Arts and Design:</p> <p>In the story, the robbers had a map of the farm. Can you create your own map?</p>  <p>You could include animals on your map and different locations like the pond or the stable.</p>	<p>Understanding the world and Physical Development:</p> <p>Choose some farm themed Cosmic Kids yoga to help keep your body healthy!</p>  <p>https://www.youtube.com/watch?v=YKmRB2Z3g2s&list=PL8snGkhBF7nhEquR7wXbzIXjFrIXsze_H&index=9</p>	<p>Expressive Arts and Design and</p> <p>Learn Julia Donaldson's 'What the Ladybird Heard' song https://www.youtube.com/watch?v=7NbyiDpY6Ww</p> <p>You could make your own puppets to sing along or retell the story.</p> 

<ul style="list-style-type: none"> • https://www.youtube.com/user/CosmicKidsYoga 					
<p>Continuous provision in the environment</p>	<p>Outdoors: Water, sand, tools for exploring water and sand, potion making, mud kitchen, pirate ship, hut, climbing frame, painting/drawing/mark making, board books, loose parts: crates, planks, tubes, guttering, scrap. Indoors: play dough, writing resources, book corner, calm area, counting resources, construction, small world resources, fine motor resources, art and craft resources, role play – props/costumes</p>				
<p>Opportunities for enhanced provision in the environment</p>	<p>Wash the muddy farm animals, paper plate farm animals, small world farm animals, design your own map, give directions, nursery rhymes about farm animals, sensory small world play: mud, oats, Weetabix, revisit baby animal names and matching, show and tell photos of farm visits, addition number sentences, part-part whole models, phase 4 cut and stick words and phrases, maths: doubling ladybird spots; symmetry painting ladybird spots, minibeast hunt https://www.youtube.com/watch?v=nl7KqpgqN9o ladybird life cycle (note similarity to butterfly life cycle) https://www.youtube.com/watch?v=pHibZ5fFsOg</p> <div style="display: flex; justify-content: space-around; align-items: center;">   </div>				

<https://www.ictgames.com/mobilePage/writingRepeater/index.html>