









<p>What are we learning?</p>	<p>Key Themes</p> <ul style="list-style-type: none"> • Social stories • School routines • Joining in storytelling • Autumn and Harvest 	<p>Key Texts:</p>  	<p>Key Experiences</p> <ul style="list-style-type: none"> • Learning about ourselves and our feelings • Lunch in the dining hall • Walk around the school, meeting new people • Making friends, feeling safe and happy • Apple tasting • Making soup
<p>Communication and Language</p> <ul style="list-style-type: none"> • Talking about family/ routines and special occasions. • Following instructions in routines. • Developing listening skills and phonological awareness. • Developing social phrases e.g. 'good morning!' • Asking why. • Engaging in story times • Speaking in sentences 		<p>Reception Autumn Term 1 2023</p>  	<p>Maths</p> <ul style="list-style-type: none"> • Baseline/getting to know you • Matching • Sorting • Comparing amounts • Compare Size/mass/capacity • Exploring patterns
<p>Personal, Social and Emotional Development</p> <ul style="list-style-type: none"> • What makes me special/ my special people • Who can help me? • Beginning to develop independence and resilience • Self-care and self-regulation techniques • Developing relationships • Class rules: Behavioural expectations in the class/boundaries set • Changing own clothes for P.E. 			<p>Understanding the World</p> <ul style="list-style-type: none"> • Talk about members of their immediate family and the relationship to them, name and describe people who are familiar to them. • Begin to develop a sense of continuity and change by being able to compare characters from stories. • Learn about themselves and special things in their own lives. • Talk about the features of their immediate environment and notice common signs and logos. • Spot signs of autumn.
<p>Physical Development</p> <ul style="list-style-type: none"> • Develop confidence and movement skills using apparatus and space outdoors. • Develop and refine fine motor skills and hand eye coordination needed for writing. • Begin to develop a good pencil grip 		 	

Literacy

- Listen and enjoy sharing and joining in with a wide range of books, poems and songs
- Phonics - start to learn to read and write phase 2 sounds: s , a , t , p , i , n , m , d , g , o , c , k , ck , e , u , r , h , b , f , ff
- Read the common exception words: the, to, no, into, I
- Give meaning to marks they make. Understand that thoughts can be written down
- Start to blend known sounds to read simple regular words e.g. mum, dad
- Read their name
- Begin to write their name with some correctly formed letters



Expressive Arts and Design

- Develop pencil and scissor control - drawing and cutting. Draw shapes and follow lines.
- Take care of resources and use them safely.
- Sing in a group or on their own, increasingly matching the pitch and following the melody - Nursery Rhymes.
- Create collaboratively, sharing ideas, resources and skills.
- Develop storylines in their pretend play
- Discover the artwork of Yayoi Kusama



How you can help at home?

We greatly encourage and appreciate your involvement in your child's learning and you are always welcome to ask questions or seek advice on how you can support your child's learning at home. Here are a few ideas.

Communication and language

- Make time for conversations with your child daily.
- Share and talk about stories and information in books.
- Play with them, commenting on what you are doing.
- Echo back what they say with new words added.
- Be aware of too much background noise e.g. tv, radio etc.
- Sing nursery rhymes.
- Encourage your child to speak in full sentences and pronounce words clearly.
- Help expand your child's vocabulary by naming new objects in the environment e.g. 'acorn' 'belt'.
- Look at photos shared through the EvidenceMe app together. The photos might

Personal Social & Emotional Development

- Give your child lots of opportunities to make decisions, give opinions and discuss their feelings e.g. what fruit shall we buy? How does that story make you feel? What did you like best?
- Encourage their attempts at independence and don't worry when they don't always get things right e.g. dressing themselves, doing up fastenings, tidying up.
- Show them how to resolve conflicts peacefully. For example, if they are upset because they don't want to do something, offer them some simple choices with the same outcome e.g. would you like this or that story

help your child to talk about what they have been learning in school.

Please speak to us if you have any concerns about your child's language development.



before you go to bed?

- Value and praise their efforts, especially when trying something new.
- Take them to parks and places where they can spend time with other children.
- Play simple turn taking games.
- Talk to them about healthy food choices and why they are important.
- Encourage good oral hygiene including tooth brushing and limiting sugary food and drinks.

Physical Development

- Provide opportunities, such as visits to the park, to encourage your child to be physically active. Encourage and show them how to move in different ways, e.g. hopping, jumping, skipping.
- Sing action songs and rhymes and encourage them to dance along to music.
- Encourage mark making in lots of different ways e.g. using paints, pens, chalks on a pavement, sticks in mud etc.
- Play puzzle and threading activities to help develop hand-eye coordination.
- Show your child how to hold a pencil correctly between thumb and forefinger.
- Help your child to form letters correctly using the resources sent from school.
- Help them to practise learning to write their name, with a capital letter at the beginning and lower case letters after.



Mathematics

- Count everything with your child, from ducks on the pond to stairs up to bed.
- Sing counting songs and rhymes to help teach your child about numbers and order, as well as rhythm and rhyme e.g., 'Five Little Monkeys', 'Ten in the Bed'.
- Play counting-based games such as dominoes, ludo, snakes and ladders or number snap.
- Play 'spot the number'—focus on the numerals 0 to 9, and challenge your child to find them everywhere—on front doors, clocks, car registrations, birthday cards and more.

Literacy

- Share stories and books daily with your child. Talk to them about what they have heard, drawing attention to the pictures and print.
- Visit the library to encourage and develop your child's interest and excitement in books and stories.
- Talk to them about the world around them and enjoy rhymes, poems and songs together.
- Support your child's developing reading and writing skills by engaging with the resources and activities sent home from school. These will

- Involve your child in everyday activities such as shopping and cooking to help them understand mathematical concepts such as weight, capacity, sharing and measuring.

include story books to listen to and talk about, letters to practise sounding and, when ready, simple regular and irregular words to practise reading. When appropriate, simple books for your child to read will also be sent home for them to share.

Understanding the World

- Draw your child's attention to the world around them. Talk to them and encourage them to talk to you about things that they see, smell, hear and feel and the changes they notice throughout the year.
- Encourage their natural curiosity and support their ability to ask and answer questions by exploring changing materials such as freezing water or helping with simple cooking activities.
- Read and talk about information books based on their interests.
- Look at photos of family members and themselves when they were younger. Talk about the past from your own and their own personal experiences. Talk about what different people do at home, at school and in the wider community. Ask questions such as, 'what would you like to do when you grow up?'
- Spot signs of autumn together. Talk about changes you see in the weather, nightfall, trees etc.

Expressive Arts and Design

- Encourage them to draw, make pictures and models of what they are interested in, see or experience.
- Encourage them to build and create props for play using everyday junk materials e.g., turning an empty cardboard box into a castle for a toy.
- Keep a 'busy box' with things like string, tape, wrapping paper scraps, lolly sticks, stickers and straws that your child can use to make whatever they want. Ask them to talk about their creations.
- Use drama to act out things from daily life. It could be doctors, mothers, fathers, shopkeepers, firefighters – whatever your child likes. At story time, encourage your child to act out roles from a story with movements or sounds.
- Put on some favourite music to get them moving. Encourage them to march, roll, stamp, hop, slide and twirl. Point out sounds with steady beats, like a ticking clock or a dripping tap. Encourage your child to clap, tap, march or bang to the beat. Help them develop a sense of rhythm with songs, and rhymes like 'Incy wincy spider', 'Heads and shoulders', 'Five little monkeys' and 'Jack and Jill'.