


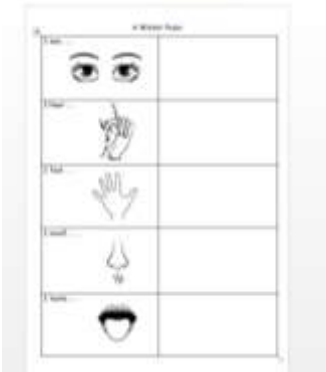


















EYFS Term 3 Week 2 Focus Story: The Winter Bear	Monday 11.1.21	Tuesday 12.1.21	Wednesday 13.1.2021	Thursday 14.1.2021	Friday 15.1.2021
Morning movement	Action song	Doh disco on YouTube	Go Noodle	Doh Disco on YouTube	Jump Start Johnny
<p>Communication, Language and Literacy</p> <p>General: Look at books everyday. Practise telling the story from the pictures. Can you find any letters/words you can read on your own?</p> <p>Listen to stories read by others including audiobooks.</p> <p>Remember children have access to Oxford Owl online for more books username: ruby20/jade20/opal20 password: books</p> <p>Speak in full sentences.</p> <p>Practise your tricky words in your word bags.</p>	<p>Watch the story:</p> <p>Watch Miss Light reading this week's focus story 'The Winter Bear'.</p> <p>You can watch this on the EYFS - Term 3 page on our school website.</p> <p>Please see the link below: https://youtu.be/wgy7BYPKas</p> 	<p>Listening and Understanding:</p> <p>Go on a winter's walk together! If you are not able to, try and spend some time outside to enjoy and experience winter. It is important to get some fresh air!</p> <p>Before you go, watch today's Literacy video. This will help explain what you need to do on your walk.</p> <p>https://youtu.be/l3KpxuEK_Uo</p> 	<p>Listening and Understanding, drawing and writing:</p> <p>Following on from our winter walk yesterday, please watch today's Literacy video.</p> <p>https://youtu.be/hGsZey1Sx-U</p>  <p>See the winter words writing sheet for some cvc words to segment and write.</p>	<p>Create and perform your own poem:</p> <p>Think about all the things you can see, hear, feel, taste and smell in winter.</p> <p>Watch the lesson with Mrs Upham and then draw and perform your own winter poem.</p> <p>https://youtu.be/2fS5F_ei9pg</p> 	<p>Personal Choice:</p> <p>Rotational options:</p> <ul style="list-style-type: none"> • Quiet reading time with a book of children's choice (book bags, book corner, library, home) • Choose a story to listen to on https://home.oxfordowl.co.uk/storyteller-videos/ • Use of Teach your monster to read App:  <p>You could also watch 'Winnie in Winter'. You can watch the story here: https://www.youtube.com/watch?v=NrH9ZKk57vQ</p> <p>How does Winnie prepare for her winter walk? What is your favourite season and why?</p>

CLL adult led activity	Continue to practise writing captions using colourful semantics with a focus on finger spaces. Colourful semantics instruction part 2 here: https://youtu.be/xdKI8XYbX5g				
Phonics Focus on introducing digraphs and blending to read CVC words. Phonics Play Games: You can access lots of fun and interactive games on phonics play . <div style="background-color: #f4a460; padding: 5px; margin: 5px 0;"> username: jan21 </div> <div style="background-color: #f4a460; padding: 5px; margin: 5px 0;"> password: home </div>  You can watch short, humorous phonics clips here: https://www.bbc.co.uk/bit/size/topics/zcqqtftr	Teach sound: ch Lesson 41 part 1 https://www.youtube.com/watch?v=tuzFWRkKh8A&list=PLuGr6z2H2KNGLy2Tckcy8Kk8u10mXgcmi&index=15 Lesson 41 part 2 https://www.youtube.com/watch?v=U2mlqh3OvAk&list=PLuGr6z2H2KNGLy2Tckcy8Kk8u10mXgcmi&index=14 “ch-ch-chicken”  Activity: read and draw – words featuring ch	Teach sound: sh Lesson 42 part 1 https://www.youtube.com/watch?v=7fE27v8n7Vw&list=PLuGr6z2H2KNGLy2Tckcy8Kk8u10mXgcmi&index=13 Lesson 42 part 2 https://www.youtube.com/watch?v=xaTk1GRH29g&list=PLuGr6z2H2KNGLy2Tckcy8Kk8u10mXgcmi&index=12 “sh-sh-shoe”  Activity: cut and match – words featuring sh	Teach sound: th Lesson 43 part 1 https://www.youtube.com/watch?v=kLBtb1PFV_g&list=PLuGr6z2H2KNGLy2Tckcy8Kk8u10mXgcmi&index=11 Lesson 43 part 2 https://www.youtube.com/watch?v=ki4NZz1JbHE&list=PLuGr6z2H2KNGLy2Tckcy8Kk8u10mXgcmi&index=10 “th-th-thumb”  Activity: read and draw – words featuring th	Teach sound: ng Lesson 44 part 1 https://www.youtube.com/watch?v=DqD6yCio3pw&list=PLuGr6z2H2KNGLy2Tckcy8Kk8u10mXgcmi&index=9 Lesson 44 part 2 https://www.youtube.com/watch?v=eN6GmiiR_2s&list=PLuGr6z2H2KNGLy2Tckcy8Kk8u10mXgcmi&index=8 “ring”  Activity: cut and match – words featuring ng	Review the week Lesson 45 part 1 https://www.youtube.com/watch?v=bZ5XFHKJS_M&list=PLuGr6z2H2KNGLy2Tckcy8Kk8u10mXgcmi&index=6 Lesson 45 part 2 https://www.youtube.com/watch?v=cSW5dx7h_CE&list=PLuGr6z2H2KNGLy2Tckcy8Kk8u10mXgcmi&index=7 Activity 1: Phonics play Phase 3 Make a match week 3  Activity 2: Listen to Mrs Upham read 'A Fish on a Ship'. Turn the sound down, play it again and this time you read out loud. This book contains lots of the new sounds from this week.
Phonics adult led activity	Practise all sounds. Practise all tricky words. Read a phonics book from Oxford Owl. You can watch and listen to Miss Ireland read a book here https://youtu.be/8FNjrSJwgWc After you have watched and listened, turn the sound down and have a go at reading on your own. Remember: you only need to soundtalk while you are learning to read the word. If you can look at a word and read it without soundtalking you should just say the whole word. Don't guess though! Use soundtalk if you're not sure.				
	Monday 11.1.21	Tuesday 12.1.21	Wednesday 13.1.2021	Thursday 14.1.2021	Friday 15.1.2021
Maths – Focus on composition	Please watch Session 1 of White Rose Alive in 5 – Week 2	Please watch Session 2 of White Rose Alive in 5 – Week 2	Please watch Session 3 of White Rose Alive in 5 – Week 2	Please watch Session 4 of White Rose Alive in 5 – Week 2	Please watch Session 5 of White Rose Alive in 5 – Week 2

<p>Ongoing:</p> <p>Number blocks is a great set of maths programmes on BBC iplayer: https://www.bbc.co.uk/iplayer/episodes/b08bzfnh/numberblocks</p> <p>If you would like to look at some maths songs, please go to: https://www.bbc.co.uk/teach/school-radio/nursery-rhymes-counting-songs/zn67kmm</p>	<p>https://whiterosemaths.com/homelearning/early-years/alive-in-5-week-2/</p> <p>You may like to follow along with a 5 frame and double sided counters.</p> 	<p>https://whiterosemaths.com/homelearning/early-years/alive-in-5-week-2/</p> 	<p>https://whiterosemaths.com/homelearning/early-years/alive-in-5-week-2/</p> 	<p>https://whiterosemaths.com/homelearning/early-years/alive-in-5-week-2/</p> 	<p>https://whiterosemaths.com/homelearning/early-years/alive-in-5-week-2/</p> 
<p>Maths adult led activity</p>	<p>Hidden numbers. Please see our 'How to' video. https://youtu.be/MC3NpPP0mR0</p> <p>You will need a selection of up to 5 objects. There are two ways to play: show the group of objects and then hide some and ask, how many are hidden? Or: Hide some of the objects and place some in sight, tell the child how many there are altogether. Using their number knowledge can they tell you how many are hidden?</p>				
<p>Wider Curriculum:</p> <p>Below we have attached some wider curriculum challenges and like with all of these home learning tasks, we do not expect you to complete them all but they are here as a guide for you to use as you wish. You may complete these tasks as they are or use some of these tasks and explore your own interests/ use them in your own way too and that is absolutely fine.</p>					
<p>PE</p> <p>We encourage you to access daily physical activity opportunities.</p> <p>Physical health: Joe Wicks, Cosmic Kids and Kidz Bop on YouTube all support daily, family friendly work outs!</p> <p>You could even revisit older videos and challenge yourself to improve. All EYFS classes are going to</p>	<p>PSED and expressive arts and design:</p> <p>In the story, the three children find an old, dirty toy. They cleaned it and took care of it.</p>  <p>Can you find one of your toys to take care of?</p>	<p>Understanding the world and expressive arts and design:</p> <p>Look very closely at the trees outside. Lots of them have lost all their leaves because it is winter. The leaves will grow back when it is spring.</p> <p>Watch the Oak Academy video on naming things you</p>	<p>Expressive arts and design: singing</p> <p>Listen and learn the song 'Put Your Coat On'.</p> <p>https://www.youtube.com/watch?v=o211QaUqW1Y&list=RDo211QaUqW1Y&start_radio=1</p> <p>Practise singing along with the song.</p> <p>Have a go at putting your coat and other outdoor clothes on.</p>	<p>Understanding the World:</p>  <p>Use the winter hunt activity sheet to spot things outside in the winter. You could colour</p>	<p>Literacy, Understanding the world and expressive arts and design:</p> <p>Read and listen to the story 'Winter Garden' on espresso. https://www.discoverededucation.co.uk/ username: student 5731 password: paulton</p> <p>Do the comprehension activity that goes with it.</p> <p>Design your own winter landscape picture. Use</p>

<p>forest school this term. If you can access some outdoor space make time for some play in the fresh air.</p> <p>There are some good resources available below:</p> <ul style="list-style-type: none"> • https://www.nhs.uk/10-minute-shake-up/shake-ups • https://www.bbc.co.uk/programmes/b006mvsc • https://www.youtube.com/user/CosmicKidsYoga 	<p>Maybe you will clean it a bit or brush it's fur.</p> <p>Can you dress it up all nice and cosy just like the children in the story did for the winter bear?</p> <p>Perhaps you could even try to make some of your own clothes.</p> <p>Find a good place for you and your toy to snuggle up and you could read them a story.</p> <p>It makes us feel good when people care for us and when we care for others.</p>	<p>can see outside in winter.</p> <p>https://classroom.thenational.academy/lessons/to-name-things-that-you-can-see-outside-in-winter-c4t3ec?activity=video&step=1</p> <p>Draw your own winter tree.</p> 	<p>Can you use your Emerald power to do up any buttons or zips? Keep trying even if it is really tricky!</p> 	<p>it in neatly too. Think about where to use cold colours and hot colours.</p>	<p>your winter tree drawing skills from Tuesday.</p> <p>If you have a garden you could even draw your own garden.</p>
--	--	---	--	---	---