







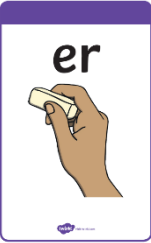



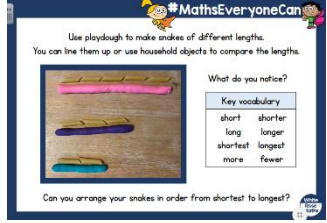

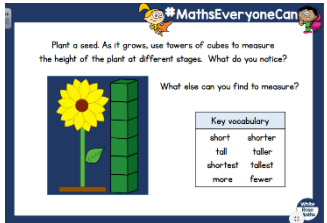



EYFS Term 3 Week 6 Focus Story: Chinese New Year	Monday 8.2.2021	Tuesday 9.2.2021	Wednesday 10.2.2021	Thursday 11.2.2021	Friday 12.2.2021
Morning movement	Action song	Doh disco on YouTube	Go Noodle	Doh Disco on YouTube	Jump Start Johnny
<p>Communication, Language and Literacy</p> <p>General: Look at books everyday. Practise telling the story from the pictures. Can you find any letters/words you can read on your own?</p> <p>Listen to stories read by others including audiobooks.</p> <p>Remember children have access to Oxford Owl online for more books username: ruby20/jade20/opal20 password: books</p> <p>Speak in full sentences.</p> <p>Practise your tricky words in your word bags.</p>	<p>Watch the story:</p> <p>Our topic this week is 'Chinese New Year'.</p> <p>This year, Chinese New Year is on Friday 12th February.</p> <p>Our story of the week is called 'Dragons in the City'.</p> <p>You can find the story as an eBook on our website.</p> <p>You can also watch the story here: https://www.youtube.com/watch?v=m4Lcmftark4</p> <p>What do you remember about how Chinese New Year is celebrated?</p> 	<p>Listening and understanding and writing:</p> <p>Chinese New Year is a very special celebration.</p> <p>Draw and label a picture of you and your family celebrating a special occasion.</p> <p>Watch Miss Light's video here: https://youtu.be/6zclhTiOAko</p> <p>You could use this table template on our website to show your family sat around the table like Bo's family in the story:</p>  	<p>Listening and understanding:</p> <p>In the Chinese calendar each year is named after one of twelve animals. You can watch the legend of how this began here. https://www.youtube.com/watch?v=NrKQml4vSwA</p> <p>We are now celebrating the year of the Ox. Watch the clip to find out more about the ox and Chinese New Year https://youtu.be/SBMNUAroB9Q</p> <p>You could draw a picture of an ox and write a fact about oxen.</p> <p>OR</p> <p>Draw a picture of the story. Have a go at labelling the animals that were in the race.</p>	<p>Retell the story:</p> <p>On the website, you will find some sequencing cards from the story 'Dragons in the City'.</p> <p>Use these pictures as a prompt to support you in retelling the story.</p> <p>Can you explain what is happening on each card?</p> <p>Can you shuffle the cards and sequence the main events in the correct order?</p> <p>Watch Miss Light's video here: https://youtu.be/79RDpdcPXol</p> 	<p>Personal Choice:</p> <p>Rotational options:</p> <ul style="list-style-type: none"> • Quiet reading time with a book of children's choice (book bags, book corner, library, home) • Practise a-z letter formation. You could watch Miss Light's video again: https://youtu.be/RTna1sHYtz8 • Choose a story to listen to on https://home.oxfordowl.co.uk/storyteller-videos/ • Choose a book to read from the phonics ebook library on the Oxford Owl website https://www.oxfordowl.co.uk  <ul style="list-style-type: none"> • Use of Teach your monster to read App: 

<p>Phonics</p> <p>Focus on introducing digraphs and blending to read CVC words.</p> <p>Phonics Play Games: You can access lots of fun and interactive games on phonics play.</p> <p>username: jan21 password: home</p>  <p>You can watch short, humorous phonics clips here: https://www.bbc.co.uk/bit/size/topics/zcqqtf</p>	<p>Teach sound: air (chair)</p> <p>Alphabet song https://www.youtube.com/watch?v=75p-N9YKqNo</p> <p>Watch lesson 26 on this page – air https://lettersandsounds.org.uk/home/reception</p> <p>or Mrs Upham’s shorter version https://www.youtube.com/watch?v=vPvmzEtRR_o</p> <p>Activity: select a follow up activity that practices reading words containing ‘air’. This could be: read and match, read and draw, roll and read, flashcards, or a game on phonics play.</p> 	<p>Teach sound: er (rubber)</p> <p>Alphabet song https://www.youtube.com/watch?v=75p-N9YKqNo</p> <p>Watch lesson 27 on this page – er https://lettersandsounds.org.uk/home/reception</p> <p>Activity: select a follow up activity that practices reading words containing ‘er’. This could be: read and match, read and draw, roll and read, flashcards, or a game on phonics play.</p> 	<p>Review phase 3 sounds and tricky words</p> <p>Alphabet song https://www.youtube.com/watch?v=75p-N9YKqNo</p> <p>Review phase 3 with a teacher you know</p> <p>See the video on the website.</p> <p>Activity: Write the words using the digraphs and trigraphs you have learnt recently. Use a sound mat to help you (on our web page).</p> <p>Read little blending book 11 on https://www.oxfordowl.co.uk/</p> 	<p>Review phase 3 sounds and tricky words</p> <p>Alphabet song https://www.youtube.com/watch?v=75p-N9YKqNo</p> <p>Review phase 3 with a teacher you know</p> <p>See the video on the website.</p> <p>Activity: Read and match the captions and pictures. Remember first look for any tricky words, then spot digraphs and trigraphs.</p>	<p>Review phase 3 sounds and tricky words</p> <p>Alphabet song https://www.youtube.com/watch?v=75p-N9YKqNo</p> <p>Review phase 3 with a teacher you know</p> <p>See the video on the website.</p> <p>Activity: pick some silly questions to read and answer on your own.</p>
<p>Phonics adult led activity</p>	<p>Practise all sounds. Practise all tricky words. Choose books to read from the Letters and Sounds ebook library on https://www.oxfordowl.co.uk/. Choose books that offer some challenge but are still enjoyable to read. While we have introduced all the phase 3 sounds, that doesn’t mean every child is ready to read stories featuring the new digraphs and</p> 				

	trigraphs. Reading books from earlier sets provides essential blending practice and will encourage reading for pleasure. By re-reading the same book at least 3 times children can help develop fluency.				
	Monday 8.2.2021	Tuesday 9.2.2021	Wednesday 10.2.2021	Thursday 11.2.2021	Friday 12.2.2021
<p>Maths – Growing 6,7,8</p> <p>Ongoing:</p> <p>Number blocks is a great set of maths programmes on BBC iplayer: https://www.bbc.co.uk/ip/ayer/episodes/b08bzf/nh/numberblocks</p> <p>If you would like to look at some maths songs, please go to: https://www.bbc.co.uk/teach/school-radio/nursery-rhymes-counting-songs/zn67kmn</p>	<p>Watch Week 3 (Growing 6,7,8) Session 1 Comparing Height on White Rose: https://whiterosemaths.com/homelearning/early-years/growing-6-7-8-week-3/</p> <p>Then have a go at this activity:</p>  <p>You can use any type of building/construction blocks for this activity.</p>	<p>Watch Miss Ireland’s lesson ‘Comparing Length’: https://www.youtube.com/watch?v=1D64P3vhf4w&feature=youtu.be</p> <p>Then have a go at this activity:</p>  <p>You may choose to use the resource ‘Measure Snakes and order by size’ from our Additional Maths Resources.</p>	<p>Watch Week 3 (Growing 6,7,8) Session 3 Days of the Week on White Rose: https://whiterosemaths.com/homelearning/early-years/growing-6-7-8-week-3/</p> <p>You can listen to the story ‘Jasper’s Beanstalk’ read by Miss Ireland here: https://youtu.be/NmHem0XypQ</p> <p>Then have a go at this activity:</p>  <p>You may choose to use the resource ‘Ordering Jasper’s Beanstalk’ from our Additional Maths Resources.</p>	<p>Watch Week 3 (Growing 6,7,8) Session 4 Measuring Height on White Rose: https://whiterosemaths.com/homelearning/early-years/growing-6-7-8-week-3/</p> <p>Then have a go at this activity:</p>  <p>If you are unable to plant a seed, that’s ok. You could use your blocks to measure different plants or other objects around your house.</p>	<p>Watch Week 3 (Growing 6,7,8) Session 5 Measuring Time on White Rose: https://whiterosemaths.com/homelearning/early-years/growing-6-7-8-week-3/</p> <p>Then have a go at this activity:</p>  <p>To complete your 1 minute challenges, you might like to use an online timer such as this one where you can set the time yourself: https://www.online-stopwatch.com/eggtimer-countdown/full-screen/</p>
Maths adult led activity	<p>Please have a go at the daily follow up activities, simply click the picture for the link. Share your learning on EvidenceMe.</p> <p>You may also like to access some of the additional maths activities from our website.</p>				

Wider Curriculum:

Below we have attached some wider curriculum challenges and like with all of these home learning tasks, we do not expect you to complete them all but they are here as a guide for you to use as you wish. You may complete these tasks as they are or use some of these tasks and explore your own interests/ use them in your own way too and that is absolutely fine.

PE

We encourage you to access daily physical activity opportunities.

Physical health: Joe Wicks, Cosmic Kids and Kidz Bop on YouTube all support daily, family friendly work outs!

You could even revisit older videos and challenge yourself to improve. All EYFS classes are going to forest school this term. If you can access some outdoor space make time for some play in the fresh air.

There are some good resources available below:

- <https://www.nhs.uk/10-minute-shake-up/shake-ups>
- <https://www.bbc.co.uk/programmes/b006mvsc>
- <https://www.youtube.com/user/CosmicKidsYoga>

Understanding the World and expressive arts and design:

Watch the first video of Abbie and her family preparing for Lunar New Year.

<https://www.bbc.co.uk/cbeebies/watch/chinese-new-year>

Can you remember what Abbie does to get ready for the celebration? You could help clean your house.

Make a paper dragon.

You can either use the template on the website.



Or you can watch this video for ideas on how you can make a puppet of your own.

<https://www.youtube.com/watch?v=Gbo7MUdpuOA>


Understanding the world:

Explore Chinese numbers.

In China numbers are written differently from in the UK.

Look at the cards on the website and have a go at writing the numbers that are used in Mandarin (the main language of China).

You will have to look at the numbers closely and really carefully hold and move your pen/pencil/paint brush in order to copy accurately.



You could write all your numbers on cards and see if you can match

EAD and understanding the world:

Have a go at making a Chinese rattle drum.

Watch the video to see what to do.

<https://www.bbc.co.uk/cbeebies/makes/chinese-rattle-drum-make?collection=chinese-lunar-new-year>



This year it's not the year of the dog, it's the year of the Ox!

Understanding the World:


China is not the only country to celebrate Lunar New Year. Listen to the story 'New Clothes for New Year's Day' about a little girl from Korea getting ready for the special day.

<https://www.youtube.com/watch?v=a2SBE5H7v0s>

What do you wear for special occasions?

Use the template to design an outfit for a special day.

If you want to celebrate Lunar New Year at home you could plan your outfit ready for Friday.



Literacy, Understanding the world and expressive arts and design:

Watch the second video on this page 'Celebrating Chinese and Lunar New Year'

<https://www.bbc.co.uk/cbeebies/watch/chinese-new-year>

Have a go at this Chinese New Year Quiz

https://youtu.be/BjGy_YnWM-k

Extra family challenge!

Can you celebrate Chinese New Year at home today? You could wear special clothes, wear red clothes, eat special food, eat Chinese or other Asian food: do some dancing, hang decorations, play some games.



them up again. You could play a game of matching pairs with a grown up.