








<p>What are we learning?</p>	<p>Key Themes</p> <ul style="list-style-type: none"> • Colours • Magic • Celebrations (including Diwali and Christmas) • Feelings and emotions • Celebrating differences • The Past - life in the time of Jesus; Christmas 50 years ago 	<p style="text-align: center;">Reception Autumn Term 2 2023</p> <p>Key Texts:</p>     	<p>Key Experiences</p> <ul style="list-style-type: none"> • Learning about ourselves and our feelings • Learning about celebrations • Participating in Christmas celebrations • Visiting a local church (if possible) • Singing as a group • Performing a play as a group to an audience
<p>Communication and Language</p> <ul style="list-style-type: none"> • Talk about celebrations and special occasions • Talk about feelings and emotions • Use speech to resolve problems with adult support • Learn and use new vocabulary • Ask questions to check understanding • Engage in story times • Speak in sentences • Talk with a partner in back and forth conversation • Learn lines to speak and lyrics to sing to perform in a play 	<p>Maths</p> <ul style="list-style-type: none"> • Represent numbers 1-5 • Compare numbers 1-5 • Explore the composition of number 1-5 • Explore properties of and name shapes with 1, 3, 4 and 5 sides • Subitise (know an amount without needing to count) quantities up to 5 • Begin to quickly recall bonds to numbers within 5 • Use language of more than, less than, fewer than 		
<p>Personal, Social and Emotional Development</p> <ul style="list-style-type: none"> • Express own feelings and consider the feelings of others • Develop self-regulation techniques to support managing big emotions • What makes me special/ my special people • See themselves as a valuable individual who belongs • Develop awareness of importance of kindness 	<p>Understanding the World</p> <ul style="list-style-type: none"> • Talk about their own experiences of celebrating special occasions with their family and community • Recognise that people have different beliefs and celebrate special times in different ways • Understand that some places are special to members of their community • Begin to recognise some similarities and differences between different communities in this country 		

(Ruby Power)

- Show resilience and perseverance in the face of challenge (Emerald Power)



Physical Development

- Continue to develop confidence and movement skills using apparatus and space.
- Continue to develop and refine fine motor skills and hand eye coordination needed for writing.
- Continue to develop a good pencil grip

Literacy

- Listen and enjoy sharing and joining in with a wide range of books, poems and songs.
- Phonics - read phase 2 and phase 3 graphemes by saying the correct corresponding phoneme
- Blend sounds into words, so that they can read short words made up of known letter-sound correspondences
- Read the common exception words: 'the, to, I, no, go, into, he, she, me, be, we, was, you, they, all, my, are, her'
- Read simple captions and sentences made up of known sounds and common exception words
- Re-read books to build up fluency
- Form letters correctly starting and ending in the right place
- Spell 3 letter words by identifying the sounds in them and then writing the sounds with letters
- Write their name independently

- Begin to recognise and talk about some similarities and differences between life long ago (the Nativity) and the present day and 50 years ago (Lucy and Tom's Christmas) and the present day
- Explore the natural world around them and continue to spot signs of autumn



EAD

- Develop colour mixing techniques to match colours they see and want to represent
- Use brushes and paint with care and precision
- Sing in a group or on their own, increasingly matching the pitch and following the melody - Christmas songs.
- Engage in singing, music making and dance and performing in a group - The Nativity
- Create collaboratively, sharing ideas, resources and skills
- Develop storylines in their pretend play
- Look at the abstract artwork of Kandinsky and create their own abstract art using shapes



How you can help at home?

We greatly encourage and appreciate your involvement in your child's learning and you are always welcome to ask questions or seek advice on how you can support your child's learning at home. Here are a few ideas.

Communication and language

- Make time for conversations with your child daily.
- Share and talk about stories and information in books.
- Play with them, commenting on what you are doing.
- Echo back what they say with new words added.
- Be aware of too much background noise e.g. tv, radio etc.
- Sing nursery rhymes and Christmas carols.
- Encourage your child to speak in full sentences and pronounce words clearly.
- Help expand your child's vocabulary by naming new objects in the environment and in books e.g. 'acorn' 'belt'.
- Look at photos shared through the EvidenceMe app together. The photos might help your child to talk about what they have been learning in school.
- Encourage retelling of events and stories following a clear sequence.

Please speak to us if you have any concerns about your child's language development.



Personal Social & Emotional Development

- Give your child lots of opportunities to make decisions, give opinions and discuss their feelings e.g. what fruit shall we buy? How does that story make you feel? What did you like best?
- Encourage their attempts at independence and don't worry when they don't always get things right e.g. dressing themselves, doing up fastenings, tidying up.
- Show them how to resolve conflicts peacefully. For example, if they are upset because they don't want to do something, offer them some simple choices with the same outcome e.g. would you like this or that story before you go to bed?
- Value and praise their efforts, especially when trying something new.
- Take them to parks and places where they can spend time with other children.
- Play simple turn taking games.
- Talk to them about healthy food choices and why they are important.
- Encourage good oral hygiene including tooth brushing and limiting sugary food and drinks.
- Encourage your child to talk about their feelings and try to express themselves in words even when frustrated. Talk together to attempt to resolve conflicts. Model co-operation and compromise.

Physical Development

- Provide opportunities, such as visits to the park, to encourage your child to be physically active. Encourage and show them how to move in

different ways, e.g. hopping, jumping, skipping.

- Sing action songs and rhymes and encourage them to dance along to music.
- Encourage mark making in lots of different ways e.g. using paints, pens, chalks on a pavement, sticks in mud etc.
- Play puzzle and threading activities to help develop hand-eye coordination.
- Show your child how to hold a pencil correctly between thumb and forefinger.
- Help your child to form letters correctly using the resources sent from school.
- Help them to practise learning to write their name, with a capital letter at the beginning and lower case letters



after.

Mathematics

- Count everything with your child, from ducks on the pond to stairs up to bed.
- Sing counting songs and rhymes to help teach your child about numbers and order, as well as rhythm and rhyme e.g., 'Five Little Monkeys', 'Ten in the Bed'.
- Play counting-based games such as dominoes, ludo, snakes and ladders or number snap.
- Play 'spot the number'—focus on the numerals 0 to 9, and challenge your child to find them everywhere—on front doors, clocks, car registrations, birthday cards and more.
- Involve your child in everyday activities such as shopping and cooking to help them understand mathematical concepts such as weight, capacity, sharing and measuring.
- The website 'topmarks' has some good maths games for this age group including:

<https://www.topmarks.co.uk/learning-to-count/todays-number-up-to-20>

<https://www.topmarks.co.uk/learning-to-count/teddy-numbers>

<https://www.topmarks.co.uk/learning-to-count/underwater-counting>

Literacy

- Share stories and books daily with your child. Talk to them about what they have heard, drawing attention to the pictures and print. Use new vocabulary.
- Listen to your child read their decodable phonics books at least three times a week. Encourage them to practise until fluent and reading with expression.
- Listen to your child read their weekly 'Learning to Read with Phonics' reading sheets. These help keep you up to date with what we have been learning in class and what we want children to be achieving.
- Use 'pure sounds' when supporting your child to sound out words. <https://www.youtube.com/watch?v=UCI2mu7URBc>
- Look at 'Evidence Me' to stay up to date with the sounds taught so far.
- The website and app <https://www.teachyourmonstertoread.com/> provides excellent phonics practice from a beginner level to reading full sentences.



Understanding the World

- Draw your child's attention to the world around them. Talk to them and encourage them to talk to you about things that they see, smell, hear and feel and the changes they notice throughout the year.
- Go on an autumn walk. What can you see/smell/hear/feel?
- Encourage their natural curiosity and support their ability to ask and answer questions by exploring changing materials such as freezing water or helping with simple cooking activities.
- Read and talk about information books based on their interests.
- Talk about your family traditions and celebrations. What do you do that other people might do differently?
- In class we will be learning about how Hindus celebrate Diwali and Christians celebrate Christmas. Encourage your child to talk to you about what they are learning about these festivals.



Expressive Arts and Design

- Encourage colour mixing with paints or other materials to create specific shades of colour
- Encourage careful observation and colour matching
- Encourage taking care of resources so brushes stay smooth and paints don't dry out.
- Encourage them to draw, make pictures and models of what they are interested in, see or experience.
- Keep a 'busy box' with things like string, tape, wrapping paper scraps, lolly sticks, stickers and straws that your child can use to make whatever they want. Ask them to talk about their creations.
- Use drama to act out things from daily life. At story time, encourage your child to act out roles from a story with movements or sounds.
- Put on some favourite music to get them moving. Encourage your child to clap, tap, march or bang to the beat. Help them develop a sense of rhythm with songs, and rhymes.

