













EYFS Term 2 Week 4 Focus Text: Oi Frog	Monday 23.11.20	Tuesday 24.11.20	Wednesday 25.11.20	Thursday 26.11.20	Friday 27.11.20
<b>Morning movement</b>	Doh disco on youtube	Kids bop on YouTube	Go Noodle	Doh Disco on YouTube	Jump Start Johnny
<p><b>Communication, Language and Literacy</b></p> <p>General: Look at books every day. Practise telling the story from the pictures. Can you find any letters/words you can read on your own?</p> <p>Listen to stories read by others including audiobooks.</p> <p>Remember children have access to Oxford Owl online for more books username: ruby20/jade20/opal20 password: books</p> <p>Speak in full sentences.</p>	<p><b>Listening and awareness of rhyme</b></p> <p>Read/watch Oi Frog! <a href="https://www.youtube.com/watch?v=2da5yu6rpdg">https://www.youtube.com/watch?v=2da5yu6rpdg</a> – can you spot the rhyming words e.g. frog and log, hare and chair, mule and stool, lion and iron, etc. How do we know they are rhyming words?</p> 	<p><b>Listening and awareness of rhyme</b></p> <p>Read/watch Oi Dog: <a href="https://www.youtube.com/watch?v=8WzCjWk2mRw">https://www.youtube.com/watch?v=8WzCjWk2mRw</a> Then play a game of rhyming 'I spy' using CVC words. For example, 'I spy with my little eye something rhyming with d o g'.</p> 	<p><b>Personal Choice:</b> Rotational options:</p> <ul style="list-style-type: none"> <li>• Quiet reading time with a book of children's choice (book bags, book corner, library, home)</li> <li>• Choose a story to listen to on <a href="https://home.oxfordowl.co.uk/storyteller-videos/">https://home.oxfordowl.co.uk/storyteller-videos/</a></li> <li>• Use of Teach your monster to read App:</li> </ul> 	<p><b>Listening and awareness of rhyme</b></p> <p>Read/watch Oi Cat: <a href="https://www.youtube.com/watch?v=C7G2CNKhDbA">https://www.youtube.com/watch?v=C7G2CNKhDbA</a></p> <p>Use 'Rhyming Odd One Out Strips' – (either on the screen or print them). Encourage the children to sound out CVC words where possible e.g. dog, cat, rat, mat. Find the word that doesn't rhyme.</p> 	<p><b>Listening and awareness of rhyme</b></p> <p>Read/watch Oi duck billed platypus: <a href="https://www.youtube.com/watch?v=lwFYHGYD9tw">https://www.youtube.com/watch?v=lwFYHGYD9tw</a></p> <p>Then use 'Cake bake' or 'hickory dickory dock' on Phonics Play to develop rhyming awareness <a href="https://www.phonicsplay.co.uk/resources/phase/1">https://www.phonicsplay.co.uk/resources/phase/1</a></p> 
<b>CLL adult led activity</b>	<p>Play 'Frog Hop Blending Game' using lily pad letters. Using CVC words such as log, dog, cat, mat, sit. Encourage the children to sound out each sound and blend the word together. Then encourage children to practice writing 1-3 CVC words.</p> <p>Extension: dictated sentence such as 'cat on a mat'.</p>				

<p><b>Phonics</b></p> <p>Focus on recognising sounds and blending to read CVC words.</p> <p><b>Phonics Play Games:</b> Remember you can also access some fun and interactive games on <a href="#">phonics play</a>.</p> 	<p><b>Teach sound: ff another digraph (2 letters, 1 sound)</b></p> <p>Lesson 26 part 1 <a href="https://www.youtube.com/watch?v=PIUis2BSHcA">https://www.youtube.com/watch?v=PIUis2BSHcA</a></p> <p>Lesson 26 part 2 <a href="https://www.youtube.com/watch?v=hRrp6vbjjWl">https://www.youtube.com/watch?v=hRrp6vbjjWl</a></p> <p>Read tricky words: <i>the, to, l, and, no</i></p> <p>These are words that you can't soundtalk and instead have to memorise.</p>	<p><b>Teach sound: ll another digraph (2 letters, 1 sound)</b></p> <p>Lesson 27 part 1 <a href="https://www.youtube.com/watch?v=L_mcyfjC59M">https://www.youtube.com/watch?v=L_mcyfjC59M</a></p> <p>Lesson 27 part 2 <a href="https://www.youtube.com/watch?v=EsK3oulD4_I">https://www.youtube.com/watch?v=EsK3oulD4_I</a></p> <p>Read tricky words: <i>the, to, l, and, no</i></p>	<p><b>Teach sound: ss</b></p> <p>Lesson 28 part 1 <a href="https://www.youtube.com/watch?v=Zw25t2aJPUo">https://www.youtube.com/watch?v=Zw25t2aJPUo</a></p> <p>Lesson 28 part 2 <a href="https://www.youtube.com/watch?v=q6KUCGLGGeA">https://www.youtube.com/watch?v=q6KUCGLGGeA</a></p> <p>Read tricky words: <i>the, to, l, and, no</i></p>	<p><b>Review the week</b></p> <p>Lesson 29 part 1 <a href="https://www.youtube.com/watch?v=pZ5eaYo2oNo">https://www.youtube.com/watch?v=pZ5eaYo2oNo</a></p> <p>Lesson 29 part 2 <a href="https://www.youtube.com/watch?v=O4bY8uqytX0">https://www.youtube.com/watch?v=O4bY8uqytX0</a></p> <p>Read tricky words: <i>the, to, l, and, no</i></p>	<p><b>Review the week</b></p> <p>Lesson 30 part 1 <a href="https://www.youtube.com/watch?v=OKuwQsk714M">https://www.youtube.com/watch?v=OKuwQsk714M</a></p> <p>Lesson 30 part 2 <a href="https://www.youtube.com/watch?v=DCnkSQ9J4YA">https://www.youtube.com/watch?v=DCnkSQ9J4YA</a></p> <p>Read tricky words: <i>the, to, l, and, no</i></p>
<p><b>Phonics adult led activity</b></p>	<p>Practise flashcards of all sounds taught so far. Read CVC words using these sounds. Individual reading from books and phonics sheets. Read the book 'Big, Bad Bug' on the Oxford Owls website. <a href="https://www.oxfordowl.co.uk/api/digital_books/1215.html">https://www.oxfordowl.co.uk/api/digital_books/1215.html</a> Your child will need to read the names 'Biff', 'Chip' and 'Kipper' and support with capital letters but the rest of the book is phonetically decodable. There are online activities to accompany this book.</p>				
	<p><b>Monday 30.11.20</b></p>	<p><b>Tuesday 01.12.20</b></p>	<p><b>Wednesday 02.12.20</b></p>	<p><b>Thursday 03.12.20</b></p>	<p><b>Friday 04.12.20</b></p>
<p><b>Maths – Focus on finding one more.</b></p> <p><b>Ongoing:</b></p> <p>Number blocks is a great set of maths programmes on BBC iplayer: <a href="https://www.bbc.co.uk/iplayer/episodes/b08bzfnh/numberblocks">https://www.bbc.co.uk/iplayer/episodes/b08bzfnh/numberblocks</a></p> <p>If you would like to look at some maths songs, please go to: <a href="https://www.bbc.co.uk/teach/school-">https://www.bbc.co.uk/teach/school-</a></p>	<p>Recognising more or less. Use the more/less activity sheet. Show children two set of objects. Can they identify which is more? On the sheet, you could circle the group of objects that is more.</p> <p>Then, tell a number story. E.g. Frank has 5 pet cats, Sam has 3 pet cats. Who has more?</p>	<p>Using a selection of 'real life' objects (i.e. fruit, pens, animals) tell the children a number story e.g., <b>First</b>, James had 3 pens. <b>Then</b>, he found one more. <b>Now</b>, he has 4 pens.</p> <p>Stem sentence: One more than X is X</p>	<p>Using a five/ten frame (per child if possible).</p> <p>Show the children a number of objects (e.g. hats). Ask them to make the number using counters/cubes/buttons on their five/ten frame.</p> <p>Count together to check. Now, add one more. How many do you have now?</p> <p>Stem sentence: One more than X is X</p>	<p>Watch Numberblocks episode 'Holes' (Explores adding and taking away 1)</p> 	<p>Practise writing numbers 1-5.</p> <p>On a numberline, find a given number and then find one more. You could extend this to larger numbers.</p>

<a href="#">radio/nursery-rhymes-counting-songs/zn67kmm</a>	You could use objects to represent each group.				
<b>Maths adult led activity</b>	Make or print a 5 (1 row of 5 boxes) or 10 (2 rows of 5 boxes) frame. Tell the children to put a number of objects (start with numbers 1-5) on the frame. Can they add one more? Have a go at writing the new numeral and say one of these stem sentences: One more than X is X. X is one more than X e.g. One more than 5 is 6.				

**Wider Curriculum:**  
Below we have attached some wider curriculum challenges and like with all of these home learning tasks, we do not expect you to complete them all but they are here as a guide for you to use as you wish. You may complete these tasks as they are or use some of these tasks and explore your own interests/ use them in your own way too and that is absolutely fine.

<p><b>PE:</b> We encourage you to access daily physical activity opportunities.</p> <p>Physical health: Joe Wicks, Cosmic Kids and Kidz Bop on YouTube all support daily, family friendly work outs! You could even revisit older videos and challenge yourself to improve. All EYFS classes are going to forest school this term. If you can access some outdoor space, make time for some play in the fresh air.</p> <p>There are some good resources available below:</p> <ul style="list-style-type: none"> <li><a href="https://www.nhs.uk/10-minute-shake-up/shake-ups">https://www.nhs.uk/10-minute-shake-up/shake-ups</a></li> <li><a href="https://www.bbc.co.uk/programmes/b006mvsc">https://www.bbc.co.uk/programmes/b006mvsc</a></li> </ul>	<p><b>PSED</b></p> <p><b>Ruby Power</b> </p> <p>At school we use 'Gem Power' to help children identify different learning behaviours.</p> <p>We are currently focussing on: <b>Ruby Power – Being kind</b></p> <ul style="list-style-type: none"> <li>I can listen to others</li> <li>I can help a friend</li> <li>I can celebrate someone else's success</li> <li>I am positive about myself and others</li> </ul> <p>Practise your Ruby power at home with your family. You could draw a picture of someone using their Ruby power and share it with your</p>	<p><b>Expressive arts and design and rhyme</b></p> <p>Listen to and join in with Jack's rhyme and freeze game <a href="https://www.youtube.com/watch?v=cSPmGPIyykU">https://www.youtube.com/watch?v=cSPmGPIyykU</a></p> <p>Now listen to this rhyming song <a href="https://www.youtube.com/watch?v=RVophT8naUM">https://www.youtube.com/watch?v=RVophT8naUM</a></p> <p>Can you join in by adding your own rhyming words when Jack asks you to? It goes quite fast so you might have to pause it to give yourself some thinking time.</p> <p>Extra challenge: you could write some of your rhyming words</p>	<p><b>Understanding the world</b></p> <p>What does a frog look like? What colour is it? Have a go at describing one or drawing one.</p> <p>Log in to espresso <a href="https://online.espresso.co.uk/espresso/login/Aut/hn/UserPassword">https://online.espresso.co.uk/espresso/login/Aut/hn/UserPassword</a> username: student5731 password: paulton and search for 'Finding Frogs'. Watch the clip.</p> <p>Did any of the frogs surprise you? With a grown up you could search for images of frogs on the internet. What do you notice about their colour? shape? size? Alternatively you could look at the frog images on the website.</p> <p>Have a go at drawing your favourite frog. Look carefully at the picture</p>	<p><b>Expressive arts and design, singing and maths:</b></p> <p>Draw 5 frogs and turn them into puppets by sticking them onto sticks/straws.</p>  <p>Sing the song '5 Little Speckled Frogs' and use your puppets to act out the words.</p> <p>Can you hear any rhyming words in the song?</p> <p><a href="https://www.youtube.com/watch?v=TtX8yVEF0-w">https://www.youtube.com/watch?v=TtX8yVEF0-w</a></p> 	<p><b>Expressive arts and design and rhyme</b></p> <p>Build or draw an animal and then build or draw something for it to sit on that rhymes.</p> <p>For example: ants on pants, fish on a dish, cat on a mat, bear on a chair ...</p> <p>You could use Lego, junk modelling, playdoh... you choose!</p>  <p>Share your pictures on Evidence Me.</p>
---	--	--	--	--	---

<ul style="list-style-type: none"><li>• <a href="https://www.youtube.com/user/CosmicKidsYoga">https://www.youtube.com/user/CosmicKidsYoga</a></li></ul>	teacher on Evidence Me.				
---	-------------------------	--	--	--	--