

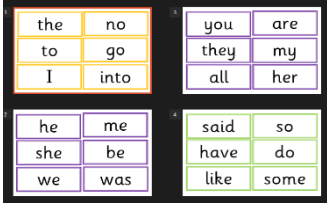







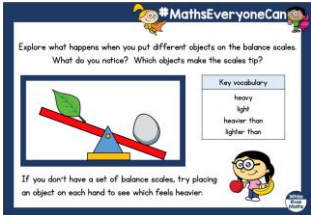
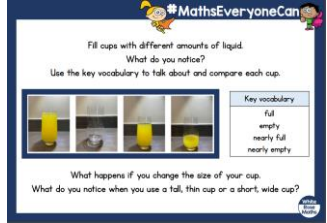
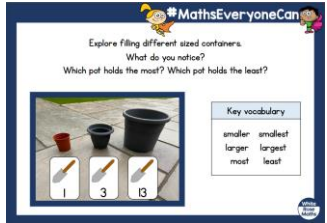
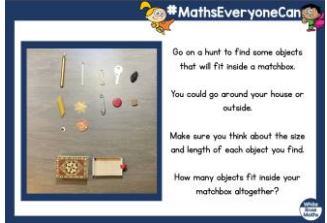



EYFS Term 3 Week 3 Focus Story: Once Upon A Snowstorm	Monday 18.1.2021	Tuesday 19.1.2021	Wednesday 20.1.2021	Thursday 21.1.2021	Friday 22.1.2021
<p>Morning movement</p> <p>Communication, Language and Literacy</p> <p>General: Look at books everyday. Practise telling the story from the pictures. Can you find any letters/words you can read on your own?</p> <p>Listen to stories read by others including audiobooks.</p> <p>Remember children have access to Oxford Owl online for more books username: ruby20/jade20/opal20 password: books</p> <p>Speak in full sentences.</p> <p>Practise your tricky words in your word bags.</p>	<p>Action song</p> <p>Listening and attention:</p> <p>Watch this week's story 'Once Upon a Snowstorm': https://www.youtube.com/watch?v=ORpSG4Exl_4 (It is a wordless story, presented in the video with music)</p> <p>Now watch Miss Light's video to explain what to do next: https://youtu.be/UswwOZY1HB4</p> 	<p>Doh disco on YouTube</p> <p>Letter formation practise:</p> <p>Watch Miss Light's video to practise letter formation. This video shows Miss Light writing the letters of the alphabet using mnemonics.</p> <p>Please find the video here: https://youtu.be/RTna1sHYtz8</p> 	<p>Go Noodle</p> <p>Tricky words practise:</p> <p>Today we are going to practise tricky words. You can use your tricky word bag and watch the videos here:</p> <p>1 https://youtu.be/GVzn5plXS44</p> <p>2 https://youtu.be/qrE-ukVJbnQ</p> <p>3 https://youtu.be/kWXrBSd3-dl</p> <p>You can find the next set of tricky words on the website: https://www.paultoninfantschool.co.uk/term-3-1</p> 	<p>Doh Disco on YouTube</p> <p>Writing captions:</p> <p>Practise writing captions for today's writing task.</p> <p>Watch the video which will show you what to do for this task: https://youtu.be/wMPQN R0fK4U</p> <p>There is also a caption writing challenge which you may like to do: https://youtu.be/Tf9p9By695U</p> <p>You can find the captions on the website: https://www.paultoninfantschool.co.uk/term-3-1</p> 	<p>Jump Start Johnny</p> <p>Personal Choice:</p> <p>Rotational options:</p> <ul style="list-style-type: none"> • Quiet reading time with a book of children's choice (book bags, book corner, library, home) • Choose a story to listen to on https://home.oxfordowl.co.uk/storyteller-videos/ • Use of Teach your monster to read App:  <p>Have a go at one of the early reading comprehension sheets. You need to read the sentence and then add drawings to the picture to make the sentence match.</p>

<p>Phonics</p> <p>Focus on introducing digraphs and blending to read CVC words.</p> <p>Phonics Play Games: You can access lots of fun and interactive games on phonics play.</p> <p>username: jan21</p> <p>password: home</p>  <p>You can watch short, humorous phonics clips here: https://www.bbc.co.uk/bit/size/topics/zcqqtftr</p>	<p>Teach sound: ai</p> <p>Alphabet song https://www.youtube.com/watch?v=XCezxDycD80</p> <p>Part 1: review and introduce new sound. https://youtu.be/vxVBqV5B9BI</p> <p>Part 2: read words and sentences with new sound. https://youtu.be/Q5Wiw88fNUo</p> <p>Part 3: write words with new sound. You need pencil and paper. https://youtu.be/nsMV4VB8wng</p>  <p>Activity: read, cut, stick and match - ai</p>	<p>Teach sound: ee</p> <p>Alphabet song https://www.youtube.com/watch?v=XCezxDycD80</p> <p>Part 1: review and introduce new sound. https://youtu.be/Ro-kn8PxheM</p> <p>Part 2: read words and sentences with new sound. https://youtu.be/JfuAO-WDou8</p> <p>Part 3: write words with new sound. You need pencil and paper. https://youtu.be/ZhodyNre_E8</p>  <p>Activity: read, cut, stick and match - ee</p>	<p>Teach sound: igh</p> <p>Alphabet song https://www.youtube.com/watch?v=XCezxDycD80</p> <p>Part 1: review and introduce new sound. https://youtu.be/nhncfMZXSU</p> <p>Part 2: read words and sentences with new sound. https://youtu.be/yRuFsskr1Nw</p> <p>Part 3: write words with new sound. You need pencil and paper. https://youtu.be/MOcJ68f3_3Y</p>  <p>Activity: read, cut, stick and match - igh</p>	<p>Teach sound: oa</p> <p>Alphabet song https://www.youtube.com/watch?v=XCezxDycD80</p> <p>Part 1: review and introduce new sound. https://youtu.be/uAPIJeFWcdE</p> <p>Part 2: read words and sentences with new sound. https://youtu.be/kjbfEm3Nnxc</p> <p>Part 3: write words with new sound. You need pencil and paper. https://youtu.be/_3xgigur7Yk</p>  <p>Activity: read, cut, stick and match - oa</p>	<p>Review the week</p> <p>Sounds and blending review: https://www.youtube.com/watch?v=qon8UrWOYmM&list=PLuGr6z2H2KNGLy2Tckcy8Kk8u10mXgcmi&index=1</p> <p>Watch the clips for ai, ee, igh and oa on bbc phonics https://www.bbc.co.uk/bit/size/topics/zcqqtftr</p> <p>Play some games on phonics play practising the new sounds from the week.</p> <p>Follow Mrs Upham reading a book featuring some of the new sounds. Have a go at reading along. (Link on website).</p>
<p>Phonics adult led activity</p>	<p>Read flashcards featuring new digraphs (see website).</p>				
	<p>Monday 18.1.21</p>	<p>Tuesday 19.1.21</p>	<p>Wednesday 20.1.2021</p>	<p>Thursday 21.1.2021</p>	<p>Friday 22.1.2021</p>
<p>Maths – Focus on measurement</p>	<p>Please see Miss Ireland's video for</p>	<p>Please see Miss Ireland's video for today's lesson on</p>	<p>Please see White Rose 'Alive in 5' Week 3, Session 3</p>	<p>Please see White Rose 'Alive in 5' Week 3, Session 4</p>	<p>Please see White Rose 'Alive in 5' Week 3, Session 5</p>

<p>Ongoing:</p> <p>Number blocks is a great set of maths programmes on BBC iplayer: https://www.bbc.co.uk/iplayer/episodes/b08bzfnh/numberblocks</p> <p>If you would like to look at some maths songs, please go to: https://www.bbc.co.uk/teach/school-radio/nursery-rhymes-counting-songs/zn67kmm</p>	<p>today's lesson on weight: https://youtu.be/kNhBH14PaQ Follow up activity: </p>	<p>capacity: https://youtu.be/l33Q2r3bEbA Follow up activity: </p>	<p>https://whiterosemaths.com/homelearning/early-years/alive-in-5-week-3/ Follow up activity: </p>	<p>https://whiterosemaths.com/homelearning/early-years/alive-in-5-week-3/ Follow up activity: </p>	<p>https://whiterosemaths.com/homelearning/early-years/alive-in-5-week-3/ Follow up activity: </p>
<p>Maths adult led activity</p>	<p>Please have a go at the daily follow up activities from White Rose. You could also try some of the 'Maths Mastery' activities below. Please share your learning on EvidenceMe.</p> <p>Additional Maths Mastery Activities from nrich How long are you? Long Creatures Presents Number Talks</p>				
<p>Wider Curriculum: Below we have attached some wider curriculum challenges and like with all of these home learning tasks, we do not expect you to complete them all but they are here as a guide for you to use as you wish. You may complete these tasks as they are or use some of these tasks and explore your own interests/ use them in your own way too and that is absolutely fine.</p>					
<p>PE We encourage you to access daily physical activity opportunities.</p> <p>Physical health: Joe Wicks, Cosmic Kids and Kidz Bop on YouTube all support daily, family friendly work outs!</p> <p>You could even revisit older videos and</p>	<p>Literacy and Expressive Arts and Design:</p> <p>Make a den to be your own cave. Under the table/ a blanket over 2 chairs/ a big box.</p> <p>What animals will you find in your cave? You could add some toys.</p>	<p>Understanding the world and expressive arts and design:</p> <p>In our story 'Once upon a snowstorm' the boy discovers a cave. Inside the cave there are lots of paintings on the wall. Prehistoric people really did paint on the walls of caves like this.</p>	<p>Understanding the world and Expressive arts and design:</p> <p>Look carefully at the images from the story 'Once Upon A Snowstorm' What do you notice about the snow?</p>	<p>Understanding the World:</p> <p>Have a go at speaking a new language with our Language of the Term – German! Miss Ireland introduces it here: https://youtu.be/NKd180f4gVA</p>	<p>Understanding the world and expressive arts and design:</p> <p>Make fake snow. There are a range of ideas online for how to make fake snow. Some include cornflour, baking soda, conditioner, shaving foam etc. Choose one that is easy for you. You</p>

challenge yourself to improve. All EYFS classes are going to forest school this term. If you can access some outdoor space make time for some play in the fresh air.

There are some good resources available below:

- <https://www.nhs.uk/10-minute-shake-up/shake-ups>
- <https://www.bbc.co.uk/programmes/b006mvsc>
- <https://www.youtube.com/user/CosmicKidsYoga>

You could re-enact the story.



How could you have a go at your own cave paintings?


Here is an idea about screwing up paper to make a textured surface before using chalk to draw animals. <https://www.youtube.com/watch?v=XRomU4IY5zM>

Another idea is to stick big bits of paper up on the walls (perhaps outdoors?) and draw on them.



Did you spot the shapes of animals in the snowflakes and the constellations in the night sky?

Have a go at making your own animal constellation or silhouette. You can use any crafty items you have at home.



could also use cotton wool or flour.



Have a go at arranging some of your toys in the snow and make a whole scene. You could even make characters for your scene by drawing and cutting out.