



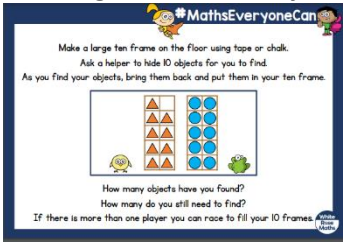
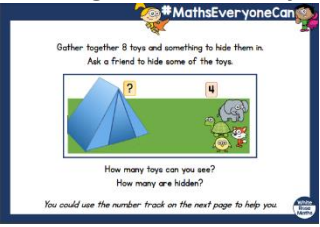
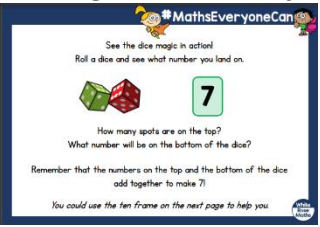


| EYFS Term 4<br>Week 5 Focus Story:<br>Tap! Tap! The Egg Cracked | Monday 22.03.2021   | Tuesday 23.03.2021  | Wednesday 24.03.2021   | Thursday 25.03.2021   | Friday 26.03.2021  |
|---|---|---|--|---|--|
| <b>Morning movement</b>   | Jack Hartmann action song on YouTube  | Doh disco on YouTube  | Go Noodle  | Doh Disco on YouTube  | Jump Start Johnny  |
| <b>Communication, Language and Literacy</b>                     | <p><b>Listening and understanding and understanding the world:</b></p> <p>Discuss how baby animals look different to adult animals, just like human children and adults look different.</p> <p>Find out more about baby animals.</p> <p>Log on to Espresso <a href="https://online.espresso.co.uk/espresso/login/Authn/UserPassword">https://online.espresso.co.uk/espresso/login/Authn/UserPassword</a><br/>username: student5731<br/>password: paulton<br/>and keyword search 'Animal babies' and choose the first and third links down.</p> <p>Discuss: what have you learnt about baby animals? Did you know that baby animals are sometimes called different names such as kittens, puppies, cubs, piglets, etc?</p>  | <p><b>Listening and understanding:</b></p> <p>Recap discussion yesterday regarding animals and their babies.</p> <p>Read/Watch the story 'Tap! Tap! The Egg Cracked' <a href="https://www.youtube.com/watch?v=M6yi8PeLGo4&amp;t=10s">https://www.youtube.com/watch?v=M6yi8PeLGo4&amp;t=10s</a></p> <p>Do you know any other animals that lay eggs now you have read the story? Together, make a list of which animals laid eggs in the story.</p> <p>You could also watch this video to find out more: <a href="https://www.bbc.co.uk/programmes/p011l380#:~:text=A%20look%20at%20the%20many,layers%20of%20an%20egg%20on%20a%20branch">https://www.bbc.co.uk/programmes/p011l380#:~:text=A%20look%20at%20the%20many,layers%20of%20an%20egg%20on%20a%20branch</a></p>  | <p><b>Listening and understanding:</b></p> <p>Reread the story 'Tap! Tap! The Egg Cracked' again. Now have a go at story mapping the book. Go through each page of the story and write/draw something to represent that part of the story. You could focus on one page/animal at a time.</p> <p>Discuss how the baby animals look different from the adult animals.</p> <p>You can also guess which animal is coming next in the story.</p> <p>Don't forget to join in with the repeated phrase 'Tap! Tap! The egg cracked'.</p> | <p><b>Listening and understanding:</b></p> <p>Using the 'Mothers and Their Young' photos, match the adult animal to their baby.</p> <p>Discuss the different names for the baby animals. For example, a baby cow is called a calf whereas a baby pig is called a piglet.</p>  | <p><b>Create your own collective story:</b></p> <p>Use this picture to create your own story together:</p>  <p>What animal might be inside? What does the animal look like? What happens to the animal at the start of the story? What happens to the animal in the story? How does the story end?</p> <p>Ask your grown-up to write out your story as you tell it. It should be no longer than a side of A5.</p> |

|   |  |  |  |  |   |
|---|--|--|--|--|---|
| <p><b>Literacy Adult Led Activity:</b></p>  | <p>Draw a picture of a baby animal of your choice. Now we want you to write about your picture. Don't forget to use your phonics to help you to sound out words. Remember to challenge yourself to use a capital letter, finger spaces and a full stop.</p>  |  |  |  |   |
| <p><b>Phonics</b></p> <p>Focus on reviewing <b>phase 3 set 9</b> and using them to read and write word with increasing fluency</p> <p><b>Phonics Play Games:</b><br/>You can access lots of fun and interactive games on <a href="http://phonicsplay.co.uk">phonics play</a>.</p> <p><b>username: jan21</b></p> <p><b>password: home</b></p>  <p>You can watch short, humorous phonics clips here:<br/><a href="https://www.bbc.co.uk/bitesize/topics/zcqqtf">https://www.bbc.co.uk/bitesize/topics/zcqqtf</a></p> <p>You can watch videos of letters and sounds lessons here:<br/><a href="https://lettersandsounds.org.uk/for-home/reception">https://lettersandsounds.org.uk/for-home/reception</a></p> | <p><b>Focus on: oo.</b> Sight-reading a selection of 1 syllable words and decoding longer words.</p> <p><b>Review</b><br/>Review phase 3 sounds. Use real flashcards or <a href="https://www.phonicsplay.co.uk/resources">https://www.phonicsplay.co.uk/resources</a></p> <p>Review reading phase 3 words. Use word flashcards or play Pick a Picture phase 3 digraphs on phonics play.</p> <p>Review phase 3 tricky words. Use flashcards or play tricky word trucks on phonics play.</p> <p><b>Teach and Practise</b><br/>Practise reading and writing the following words: book, wood, root, zoo, rooftop, cooking</p> <p>Read the sentence and draw a picture to match it: I was cooking food on the rooftop in the sun.</p> | <p><b>Focus on: ar.</b> Sight-reading a selection of 1 syllable words and decoding longer words.</p> <p><b>Review</b><br/>Review phase 3 sounds. Use real flashcards or <a href="https://www.phonicsplay.co.uk/resources">https://www.phonicsplay.co.uk/resources</a></p> <p>Review reading phase 3 words. Use word flashcards or play Pick a Picture phase 3 digraphs on phonics play.</p> <p>Review phase 3 tricky words. Use flashcards or play tricky word trucks on phonics play.</p> <p><b>Teach and Practise</b><br/>Practise reading and writing the following words: car, bark, hard, park, farmyard, market</p> <p>Read the sentences and draw a picture to match them. All the dogs in the park bark and bark!</p> <p>All the cows in the farmyard moo and moo!</p> | <p><b>Focus on: or.</b> Sight-reading a selection of 1 syllable words and decoding longer words.</p> <p><b>Review</b><br/>Review phase 3 sounds. Use real flashcards or <a href="https://www.phonicsplay.co.uk/resources">https://www.phonicsplay.co.uk/resources</a></p> <p>Review reading phase 3 words. Use word flashcards or play Pick a Picture phase 3 digraphs on phonics play.</p> <p>Review phase 3 tricky words. Use flashcards or play tricky word trucks on phonics play.</p> <p><b>Teach and Practise</b><br/>Practise reading and writing the following words: fork, born, corn, sort, corner, morning</p> <p>Read the sentence and draw a picture to match it. The farmer gets up at six in the morning.</p> | <p><b>Focus on: ur.</b> Sight-reading a selection of 1 syllable words and decoding longer words.</p> <p><b>Review</b><br/>Review phase 3 sounds. Use real flashcards or <a href="https://www.phonicsplay.co.uk/resources">https://www.phonicsplay.co.uk/resources</a></p> <p>Review reading phase 3 words. Use word flashcards or play Pick a Picture phase 3 digraphs on phonics play.</p> <p>Review phase 3 tricky words. Use flashcards or play tricky word trucks on phonics play.</p> <p><b>Teach and Practise</b><br/>Practise reading and writing the following words: fur, hurt, burn, burp, turnip, surfer</p> <p>Read the sentence and draw a picture to match it. The surfer had a turnip and then he did a burp!</p> | <p><b>Review the week.</b></p> <p><b>Review</b><br/>Review phase 3 sounds. Use real flashcards or <a href="https://www.phonicsplay.co.uk/resources">https://www.phonicsplay.co.uk/resources</a></p> <p>Review reading all the words from the week.</p> <p>Review phase 3 tricky words. Use flashcards or play tricky word trucks on phonics play.</p> <p><b>Play 'Make a Match' phase 3 week 5 on phonics play.</b></p> <p><b>Read sentences on phonics play matching the sounds from the week.</b></p> |
| <p><b>Phonics adult led activity</b></p>  | <p>Practise all sounds. Practise all tricky words. Practise reading words containing phase 3 sounds</p> <p>Choose books to read from the Letters and Sounds ebook library on <a href="https://www.oxfordowl.co.uk/">https://www.oxfordowl.co.uk/</a> .</p> <p>Choose books that offer some challenge but are still enjoyable to read. While we have introduced all the sounds, that doesn't mean every child is ready to read stories featuring the new digraphs and trigraphs.</p>  <p style="text-align: right;">phase 3 Reading</p>  |  |  |  |   |

|   |  |   |   |  |  |
|---|--|---|---|--|--|
|   | books from earlier sets provides essential blending practice and will encourage reading for pleasure. By re-reading the same book at least 3 times children can help develop fluency.  |   |   |  |  |
|   | <b>Monday 22.03.2021</b>   | <b>Tuesday 23.03.2021</b>   | <b>Wednesday 24.03.2021</b>   | <b>Thursday 25.03.2021</b>   | <b>Friday 26.03.2021</b>   |
| <p><b>Maths – Spring Consolodation</b></p> <p><b>Ongoing:</b></p> <p>Number blocks is a great set of maths programmes on BBC iplayer:<br/> <a href="https://www.bbc.co.uk/iplayer/episodes/b08bzfnh/numberblocks">https://www.bbc.co.uk/iplayer/episodes/b08bzfnh/numberblocks</a></p> <p>If you would like to look at some maths songs, please go to:<br/> <a href="https://www.bbc.co.uk/teach/school-radio/nursery-rhymes-counting-songs/zn67kmn">https://www.bbc.co.uk/teach/school-radio/nursery-rhymes-counting-songs/zn67kmn</a></p> | <p>Watch White Rose Maths <b>Week 2 Spring Consolidation Session 1 – Who has more comparison game</b></p> <p><a href="https://whiterosemaths.com/homelearning/early-years/spring-consolidation-week-2/">https://whiterosemaths.com/homelearning/early-years/spring-consolidation-week-2/</a></p> <p><b>Have a go at this activity:</b></p>  | <p>Watch White Rose Maths <b>Week 2 Spring Consolidation Session 2 – Combining two groups</b></p> <p><a href="https://whiterosemaths.com/homelearning/early-years/spring-consolidation-week-2/">https://whiterosemaths.com/homelearning/early-years/spring-consolidation-week-2/</a></p> <p><b>Have a go at this activity:</b></p>  | <p>Watch White Rose Maths <b>Week 2 Spring Consolidation Session 3 – Treasure Hunt to 10</b></p> <p><a href="https://whiterosemaths.com/homelearning/early-years/spring-consolidation-week-2/">https://whiterosemaths.com/homelearning/early-years/spring-consolidation-week-2/</a></p> <p><b>Have a go at this activity:</b></p>  | <p>Watch White Rose Maths <b>Week 2 Spring Consolidation Session 4 – Composition of 8</b></p> <p><a href="https://whiterosemaths.com/homelearning/early-years/spring-consolidation-week-2/">https://whiterosemaths.com/homelearning/early-years/spring-consolidation-week-2/</a></p> <p><b>Have a go at this activity:</b></p>  | <p>Watch White Rose Maths <b>Week 2 Spring Consolidation Session 5 – Composition of 7</b></p> <p><a href="https://whiterosemaths.com/homelearning/early-years/spring-consolidation-week-2/">https://whiterosemaths.com/homelearning/early-years/spring-consolidation-week-2/</a></p> <p><b>Have a go at this activity:</b></p>  |
| <b>Maths adult led activity</b>   | <p>Please have a go at the daily follow up activities, simply click the picture for the link. Don't forget to share your learning each day on EvidenceMe.</p> <p>You may also like to access some of the additional maths activities from our website.</p>   |   |   |  |  |
| <b>Wider Curriculum:</b>  |  |   |   |  |  |
| <p>Below we have attached some wider curriculum challenges and like with all of these home learning tasks, we do not expect you to complete them all but they are here as a guide for you to use as you wish. You may complete these tasks as they are or use some of these tasks and explore your own interests/ use them in your own way too and that is absolutely fine.</p>   |  |   |   |  |  |
| <b>PE</b>   | <b>Expressive Arts and Design:</b>   | <b>Understanding the world:</b>   | <b>Understanding the world:</b>   | <b>Understanding the world:</b>  | <b>Expressive Arts and Design: Singing</b>   |

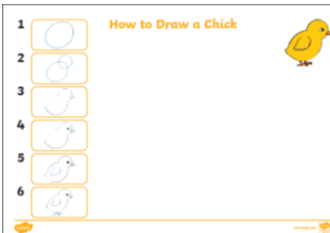
We encourage you to access daily physical activity opportunities.

Physical health: Joe Wicks, Cosmic Kids and Kidz Bop on YouTube all support daily, family friendly work outs! You could even revisit older videos and challenge yourself to improve. All EYFS classes are going to forest school this term. If you can access some outdoor space make time for some play in the fresh air.


There are some good resources available below:

- <https://www.nhs.uk/10-minute-shake-up/shake-ups>
- [https://www.bbc.co.uk/programmes/b006mvs\\_c](https://www.bbc.co.uk/programmes/b006mvs_c)
- <https://www.youtube.com/user/CosmicKidsYoga>

How to draw a chick. Follow the step by step instructions on the worksheet. You might need to use your emerald power and try a few times to get better and better.



Explore a selection of eggs. What do you notice, what's the same, what's different?



Egg or not?  
Have a go at sorting pictures of animals into those that lay eggs and those that don't.



Science experiment with egg and vinegar. How to make an egg bounce.

<https://www.youtube.com/watch?v=fEYS5iSP7YY>



With a grown up search for pictures of baby animals. Can you remember the names of different babies so you know what to search for? Print ones that you like and use them to stick into a spring time scene.

Extra challenge: Label the animals and babies.



Listen to the 2 nursery rhymes featuring eggs.

### Humpty Dumpty

<https://www.bbc.co.uk/teach/school-radio/nursery-rhymes-humpty-dumpty-sat-on-the-wall/zhn7kmm>

### Hickety Pickety my Red Hen

<https://www.bbc.co.uk/teach/school-radio/nursery-rhymes-hickety-pickety-my-red-hen/zvymd6f>

Try to remember the lyrics and sing along. Which nursery rhyme do you prefer?

