







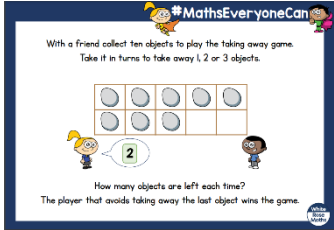
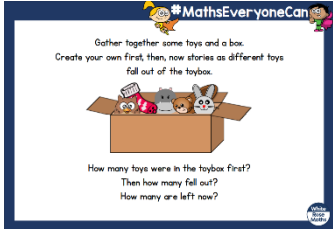

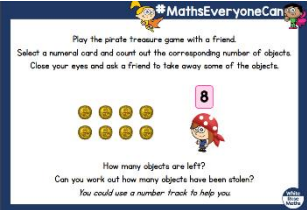
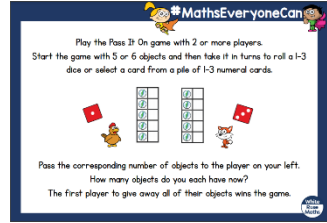


EYFS Term 5 Week 5 What the Ladybird Heard continued...	Monday 17.05.2021	Tuesday 18.05.2021	Wednesday 19.05.2021	Thursday 20.05.2021	Friday 21.05.2021
Morning movement	Jack Hartmann action song on YouTube	Doh disco on YouTube	Go Noodle	Doh Disco on YouTube	Jump Start Johnny
Communication, Language and Literacy	<p>Listening and understanding:</p> <p>Read/watch the story 'What The Ladybird Heard Next' https://www.youtube.com/watch?v=Cq0xiXoX8H0</p>  <p>Explain that this week are we learning more about life on a farm.</p> <p>Previous knowledge: ask the children what they already know about farms. Have you ever visited a farm? What might you see on a farm (animals, tractors, farmers, etc)? What might you do when you visit a farm?</p> <p>Watch a 'Down on the Farm' video to find out more about farms: https://www.bbc.co.uk/iplayer/episodes/b0798kz4/down-on-the-farm</p>	<p>Listening and understanding and understanding the world:</p> <p>Discuss the animals that live on a farm. How does a farmer look after them? Where do they live? Do you know what they eat?</p> <p>Watch the 'Farm Animals' video on Espresso to find out more: https://central.espresso.co.uk/espresso/modules/resource_box/animals/page_1.html?source=search-all-F-all&source-keywords=farm#</p> <p>Can the children remember any information they have learnt from the 'Down on the Farm' videos?</p> <p>Watch a 'Down on the Farm' video to find out more about farms: https://www.bbc.co.uk/iplayer/episodes/b0798kz4/down-on-the-farm</p>	<p>Listening and understanding:</p> <p>Today we are going to find out all about tractors. What do the children already know about tractors?</p> <p>Watch this video to find out more: https://www.youtube.com/watch?v=gtLI9SLHyVI</p> <p>You can also watch this Tractor Ted video: https://www.youtube.com/watch?v=aiFzUMeryBo</p> <p>Ask the children to tell you something that they have learnt about tractors.</p>  <p>Watch a 'Down on the Farm' video to find out more about farms: https://www.bbc.co.uk/iplayer/episodes/b0798kz4/down-on-the-farm</p>	<p>Listening and understanding:</p> <p>Use the 'Farm Animal Pictures' to play a game of 'Guess The Farm Animal'. Use the small pictures as clues. What does the animal eat? Where would you find the animal on the farm?</p> <p>Is the animal big or small? Does it lay eggs? What colour is the animal? Encourage children to use describing words and talk in full sentences.</p>  <p>Watch a 'Down on the Farm' video to find out more about farms: https://www.bbc.co.uk/iplayer/episodes/b0798kz4/down-on-the-farm</p>	<p>Create your own collective story:</p> <p>Create a story together as a class.</p> <p>Your story could be about a particular farm animal.</p> <p>What farm animal are you going to choose? What happens to the animal at the start, the middle and the end of the story? What other characters are going to be in your story?</p> <p>Ask your grown-up to write out your story as you tell it. It should be no longer than a side of A5 paper.</p>  <p>Watch a 'Down on the Farm' video to find out more about farms: https://www.bbc.co.uk/iplayer/episodes/b0798kz4/down-on-the-farm</p>

<p>Literacy Adult Led Activity:</p>	<p>Draw a picture of a farm animal and write about it. You could write about a pig, a cow, a horse, a hen or a sheep! Don't forget to use your phonics to help you to sound out words. Remember to challenge yourself to use a capital letter, finger spaces and a full stop. You could use the 'Farm Writing Border' to support you with this activity.</p>				
<p>Phonics</p> <p>You can watch phonics videos and complete activities here on espresso. Username: student5731 password: paulton</p> <p>Phonics Play Games: You can access a few games for free on https://www.phonicsplay.co.uk/resources</p>  <p>You can watch short, humorous phonics clips here: https://www.bbc.co.uk/bitesize/topics/zcqqtf</p> <p>You can watch videos of letters and sounds lessons here: https://lettersandsounds.org.uk/home/reception</p>	<p>Phase 4 - Focus on: CCVCC - Blending to read consonants at the beginning and end of words.</p> <p>Review Review phase 3 sounds. Use real flashcards or this video https://www.youtube.com/watch?v=aNcBWSBxSp0 Review reading phase 3 words using flashcards. Try to sightread if possible. Soundtalk and blend only if you need to. Review tricky words taught so far with flashcards.</p>				
<p>Phonics adult led activity</p>	<p>Teach and Practise Practise reading and writing the following words: crisp, trend, trust, spend</p> <p>Teach tricky word: little Read the sentence and draw a picture to match: <i>I like little crisps but not big crisps.</i></p>	<p>Teach and Practise Practise reading and writing the following words: glint, twist, brand, frost</p> <p>Review and write tricky word: little Read the sentence and draw a picture to match: <i>In the morning there was a little bit of frost on my car.</i></p>	<p>Teach and Practise Practise reading and writing the following words: stunt, crust, stamp, blend</p> <p>Teach tricky word: one Read the sentence and draw a picture to match: <i>I can see just one stamp on the letter.</i></p>	<p>Teach and Practise Practise reading and writing the following words: crept, drift, slept, skunk</p> <p>Review and write tricky word: one Read the sentence and draw a picture to match: <i>The skunk slept under the little tree.</i></p>	<p>Review reading and writing words from the week with an emphasis on fluency.</p> <p>Read Little Blending Book 14 on https://www.oxfordowl.co.uk/</p> 
<p>https://www.oxfordowl.co.uk/. As a whole class this week we will be reading 'Popcorn Surfing' on Oxford Owls. We will read it several times for decoding, then fluency, then prosody (expression).</p>  					

	Monday 17.05.2021	Tuesday 18.05.2021	Wednesday 19.05.2021	Thursday 20.05.2021	Friday 21.05.2021
<p>Maths – First, Then, Now</p> <p>Ongoing:</p> <p>Number blocks is a great set of maths programmes on BBC iplayer: https://www.bbc.co.uk/iplayer/episodes/b08bzfhn/numberblocks</p> <p>If you would like to look at some maths songs, please go to: https://www.bbc.co.uk/teach/school-radio/nursery-rhymes-counting-songs/zn67kmm</p>	<p>Watch White Rose Maths Week 2 First, Then, Now Session 1 – Taking Away with Pebbles</p> <p>https://whiterosemaths.com/homelearning/early-years/first-then-now-week-2/</p> <p>Have a go at this activity: </p> <p>Provide each pair with 10 objects and 10 frame. Ask them to take it in turns to take away 1/2/3 objects. Encourage them to tell a First, Then, Now story as they do so. For example: First, we had 10 shells. Then, I took away 3 shells. Now, we have 7 shells.</p>	<p>Watch White Rose Maths Week 2 First, Then, Now Session 2 – Taking Away (1)</p> <p>https://whiterosemaths.com/homelearning/early-years/first-then-now-week-2/</p> <p>Have a go at this activity: </p> <p>Sit in a circle. In the middle have a box containing lots of toys/teddies. Begin by counting them, modelling 1:1 correspondence. How many toys are in the toy box? Tell First, Then, Now stories, for example: First, there were 7 teddies in the box. Then, 3 fell out. Now, there are 4 teddies in the box. Invite children to come and tell their own stories using subtraction.</p>	<p>Watch White Rose Maths Week 2 First, Then, Now Session 3 – Taking Away (2)</p> <p>https://whiterosemaths.com/homelearning/early-years/first-then-now-week-2/</p> <p>Have a go at this activity: </p> <p>Encourage children to create their own First, Then, Now stories. Model as a class using the rhyme 'Ten Green Bottles'. Then invite children to come and collect a set of 10 objects to tell their own First, Then, Now stories. (You will need to prepare these sets in advance using any selection of puppets/toys etc.).</p>	<p>Watch White Rose Maths Week 2 First, Then, Now Session 4 – Taking Away – Unknown Then</p> <p>https://whiterosemaths.com/homelearning/early-years/first-then-now-week-2/</p> <p>Have a go at this activity: </p> <p>Provide each pair with a set of coins and 0-10 number cards or a dice. Today we are going to be pirates. Pirate 1 choose a number card/roll the dice and count out the correct number of coins. Pirate 2 steal some of the coins. Pirate 1 tell a First, Then, Now story. For example, First, I had 8 coins. Then some were stolen. Now, I have 4 coins. How many were stolen?</p>	<p>Watch White Rose Maths Week 2 First, Then, Now Session 5 – Pass It On Game</p> <p>https://whiterosemaths.com/homelearning/early-years/first-then-now-week-2/</p> <p>Have a go at this activity: </p> <p>In a group of 3-4 children; each player needs 10 frame with 5 objects and each group needs 1 dice. Take turns to roll the dice and hand that number of objects to the person on your left. How many do you have now? Practise saying First, Then, Now stories each time you give some counters away. The first player to give away all their objects is the winner.</p>
<p>Maths adult led activity</p>	<p>Please have a go at the daily follow up activities, simply click the picture for the link. Don't forget to share your learning each day on EvidenceMe. You might also like to play: https://www.topmarks.co.uk/learning-to-count/place-value-basketball</p>				

Wider Curriculum: Below we have attached some wider curriculum challenges and like with all of these home learning tasks, we do not expect you to complete them all but they are here as a guide for you to use as you wish. You may complete these tasks as they are or use some of these tasks and explore your own interests/ use them in your own way too and that is absolutely fine.

PE

We encourage you to access daily physical activity opportunities.

Physical health: Joe Wicks, Cosmic Kids and Kidz Bop on YouTube all support daily, family friendly work outs! You could even revisit older videos and challenge yourself to improve. All EYFS classes are going to forest school this term. If you can access some outdoor space make time for some play in the fresh air.

There are some good resources available below:

- <https://www.nhs.uk/10-minute-shake-up/shake-ups>

Understanding the World and Expressive Arts and Design



In the story we hear about a made up bird called the 'Snuggly Snerd'. Have a go at making up your own crazy farm animal. It could look like a cow but have purple fur with yellow spots and flowers where horns should be. Anything you like!

Draw or paint your picture. To make your ideas even clearer you could label it. Don't forget to write left to right.

Expressive Arts and Design:

This week, we are learning about different farm animals.

Design your own paper plate farm animal. You could choose a horse, a hen, a pig, a cow or a sheep!



Understanding the World


Farming has changes a lot over time. Farms today look quite different to farms in olden days. One of the big changes is that machines are used a lot more to do a lot of jobs.

Have a look at the photos of farm equipment. Sort them into old and new. Talk about what you can see that makes you think it is old or new.



Understanding the World

Most of the food we eat started off on a farm at some point. Listen to or read the story 'The World Came to My Place Today' by Jo Readmann. <https://www.youtube.com/watch?v=SxoHo-xCjFM>



Have a look through your cupboards at home and see if you can find out where some of your food comes from.

Extra challenge: have a look at a world map or a globe and see if you can find the countries your food has come from.

Expressive Arts and Design

Listen to the song 'Old MacDonald Had a Farm'.

<https://www.bbc.co.uk/teach/school-radio/nursery-rhymes-old-macdonald-had-a-farm/zn9vhbk>



You could have a go at learning the words to the song.

You could also make your own puppets and use them to sing along to the song.

<ul style="list-style-type: none"> • https://www.bbc.co.uk/programmes/b006mvsq • https://www.youtube.com/user/CosmicKidsYoga 					
Continuous provision in the environment	Outdoors: Water, sand, tools for exploring water and sand, potion making, mud kitchen, pirate ship, hut, climbing frame, painting/drawing/mark making, board books, loose parts: crates, planks, tubes, guttering, scrap. Indoors: play dough, writing resources, book corner, calm area, counting resources, construction, small world resources, fine motor resources, art and craft resources, role play – props/costumes				
Opportunities for enhanced provision in the environment	Wash the muddy farm animals, paper plate farm animals, small world farm animals, design your own map, give directions, nursery rhymes about farm animals, sensory small world play: mud, oats, Weetabix, revisit baby animal names and matching, show and tell photos of farm visits, addition number sentences, part-part whole models, phase 4 cut and stick words and phrases, maths: doubling ladybird spots; symmetry painting ladybird spots, minibeast hunt https://www.youtube.com/watch?v=nl7KqpgqN9o ladybird life cycle (note similarity to butterfly life cycle) https://www.youtube.com/watch?v=pHlbZ5fFsOg , mixed up animals book and jigsaw, world maps jigsaws and colouring, globes, atlases, using a knife and fork playdough cutting, Beebots – programming robots				



<https://www.ictgames.com/mobilePage/writingRepeater/index.html>

What the Ladybird Heard on Holiday – visit zoo; steal crown

What the Ladybird Heard at the Seaside – visit beach, sea creatures, steal mermaid hair