






EYFS Term 4 Week 2 Focus Story: The Great Pet Sale	Monday 01.03.2021	Tuesday 02.03.2021	Wednesday 03.03.2021	Thursday 04.03.2021 World Book Day	Friday 05.03.2021
Morning movement	Jack Hartmann action song on YouTube	Doh disco on YouTube	Go Noodle	Doh Disco on YouTube	Jump Start Johnny
<p>Communication, Language and Literacy</p> <p>As this is Book Week we are going to read as many different books as we can about pets and even make our own non-fiction books by writing a page a day.</p> <p>We are also going to begin identifying and writing capital letters for us to use at the start of sentences and for names.</p>	<p>Dogs</p>  <p>Watch: Hairy Maclary From Donaldson's Dairy. https://www.youtube.com/watch?v=x8eGWfE4I9g</p> <p>Do you know any other stories about dogs? You could read them later today.</p> <p>Watch Miss Light's video all about pets here: https://youtu.be/-Dd2O5S_Tbl</p> <p>Then Miss Light's video about dogs here: https://youtu.be/i9NYRuNyeqA</p> <p>Discuss: would you like to have a dog?</p> <p>Now you need to draw a dog picture and write a fact about dogs.</p>	<p>Cats</p>  <p>Watch: Tabby McTat: https://www.youtube.com/watch?v=qnYUiz_et-E</p> <p>Do you know any other stories about cats? You could read them later today.</p> <p>Watch Miss Light's video about cats here: https://youtu.be/hGUvYZU4wNE</p> <p>Discuss: would you like to have a cat?</p> <p>Now you need to draw a cat picture and write a fact about cats.</p>	<p>Rabbit</p>  <p>Watch: The Tale of Peter Rabbit https://www.youtube.com/watch?v=EuTIQCGxE5Y</p> <p>Do you know any other stories about rabbits? You could read them later today.</p> <p>Watch Miss Light's video about rabbits here: https://youtu.be/q6SEmsHj1Yc</p> <p>Discuss: would you like to have a rabbit?</p> <p>Now you need to draw a rabbit picture and write a fact about rabbits.</p>	<p>Horses</p>  <p>Watch: Unicorn and Horse https://www.youtube.com/watch?v=ugwNqn4HicM</p> <p>Do you know any other stories about horses? You could read them later today.</p> <p>Watch Miss Light's video about horses here: https://youtu.be/PiS93tFZGVw</p> <p>Discuss: would you like to have a horse?</p> <p>Now you need to draw a horse picture and write a fact about horses.</p>	<p>Fish</p>  <p>Watch: Not Norman https://www.youtube.com/watch?v=D-hJzLwa4oc</p> <p>Do you know any other stories about fish? You could read them later today.</p> <p>Watch Miss Light's video about fish here: https://youtu.be/F4AAI4Q6V2g</p> <p>Discuss: would you like to have a fish?</p> <p>Now you need to draw a fish picture and write a fact about fishes.</p>


Literacy Adult Led Activity: **Capital Letters:** We are going to increasingly encourage children to use capital letters at the start of sentences and full stops at the end. Throughout the rest of the year we will slowly build up their knowledge of capital letters. <https://www.youtube.com/watch?v=mUJdmA0wT9w> You can play this game to practise matching uppercase and lowercase <https://www.twinkl.co.uk/go/resource/upper-and-lower-case-interactive-matching-activity-tg-448> We are not expecting children to suddenly master writing all capital letters. We will begin with raising awareness, then practising recognition through lots of matching and then children will have developed familiarity with the form before using them in writing.

Phonics

Focus on reviewing phase 3 and using them to read and write word with increasing fluency

Phonics Play Games:
You can access lots of fun and interactive games on [phonics play](#).

username: jan21
password: home




You can watch short, humorous phonics clips here: <https://www.bbc.co.uk/bitesize/topics/zcqqtr>

Review ch, sh, th, ng

Watch the phonics lesson linked on the website and then complete the activity.

Activity: board game. Roll the dice and read the words as you pass them. If you need to sound the word out, do, but if you can sight-read it, just say it.

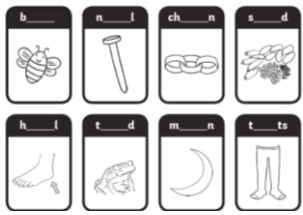


Read: Bat Facts <https://www.oxfordowl.co.uk/api/interactives/31588.html>
Can you use soundtalk to decode and blend the start of the book?

Review ai, ee, igh, oa

Watch the phonics lesson linked on the website and then complete the activity.

Activity: cut out the sounds and put them in the gaps to complete the words.




Read: Bat Facts <https://www.oxfordowl.co.uk/api/interactives/31588.html>
Can you use soundtalk to decode and blend the rest of the book?

Review oo, oo, ar, or,

Watch the phonics lesson linked on the website and then complete the activity.

Activity: read and draw



Read: Bat Facts <https://www.oxfordowl.co.uk/api/interactives/31588.html>
Can you re-read the book more quickly? Are there any words you don't understand?

Review ur, ow, oi, ear

Watch the phonics lesson linked on the website and then complete the activity.

Activity: try activity mats 3-6



Read: Bat Facts <https://www.oxfordowl.co.uk/api/interactives/31588.html>
Listen to Mrs Upham read the book on the website. After each sentence, read and copy the way she says each line. We are thinking about pace, stress and intonation.


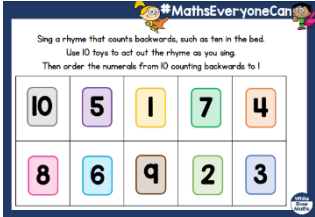
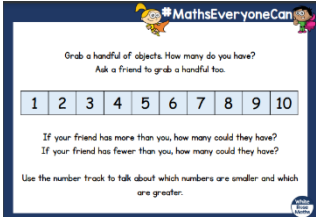


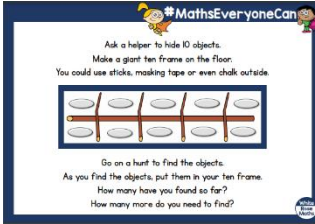
Review air, ure, er

Watch the phonics lesson linked on the website and then complete the activity.

Activity: Circle the word



Read: Bat Facts <https://www.oxfordowl.co.uk/api/interactives/31588.html>
Can you read the book more fluently now?

<p>Phonics adult led activity</p>	<p>Practise all sounds. Practise all tricky words. Choose books to read from the Letters and Sounds ebook library on https://www.oxfordowl.co.uk/ . Choose books that offer some challenge but are still enjoyable to read. While we have introduced all the phase 3 sounds, that doesn't mean every child is ready to read stories featuring the new digraphs and trigraphs. Reading books from earlier sets provides essential blending practice and will encourage reading for pleasure. By re-reading the same book at least 3 times children can help develop fluency.</p> 				
<p>Maths –</p> <p>Ongoing:</p> <p>Number blocks is a great set of maths programmes on BBC iplayer: https://www.bbc.co.uk/iplayer/episodes/b08bzfhn/numberblocks</p> <p>If you would like to look at some maths songs, please go to: https://www.bbc.co.uk/teach/school-radio/nursery-rhymes-counting-songs/zn67kmn</p>	<p>Monday 01.03.2021</p> <p>Watch Miss Ireland's video for today's lesson Counting Back from 10 here: https://youtu.be/gueDj1WrFW8</p> <p>Now have a go at this activity:</p>  <p>You might also like to listen to the song '10 in the Bed': https://www.bbc.co.uk/teach/school-radio/nursery-rhymes-ten-in-the-bed/z7bnmfr</p>	<p>Tuesday 02.03.2021</p> <p>Watch Miss Ireland's video for today's lesson Comparing Numbers within 10 here: https://youtu.be/6uFnoI3wqPU</p> <p>Now have a go at this activity:</p> 	<p>Wednesday 03.03.2021</p> <p>Watch Miss Ireland's video for today's lesson Comparing Numbers within 10 here: https://youtu.be/RL8Rd4YKv-k</p> <p>Now have a go at this activity:</p> 	<p>Thursday 04.03.2021</p> <p>Watch Miss Ireland's video for today's lesson Making 10 here: https://youtu.be/5DI8Phu5UMs</p> <p>Now have a go at this activity:</p> 	<p>Friday 05.03.2021</p> <p>Watch Miss Ireland's video for today's lesson Making 10 here: https://youtu.be/_rZPM0ql1x0</p> <p>Now have a go at this activity:</p> 
<p>Maths adult led activity</p>	<p>Please have a go at the daily follow up activities, simply click the picture for the link. Don't forget to share your learning each day on EvidenceMe.</p> <p>You may also like to access some of the additional maths activities from our website.</p>				

Wider Curriculum:

Below we have attached some wider curriculum challenges and like with all of these home learning tasks, we do not expect you to complete them all but they are here as a guide for you to use as you wish. You may complete these tasks as they are or use some of these tasks and explore your own interests/ use them in your own way too and that is absolutely fine.

PE

We encourage you to access daily physical activity opportunities.

Physical health: Joe Wicks, Cosmic Kids and Kidz Bop on YouTube all support daily, family friendly work outs!

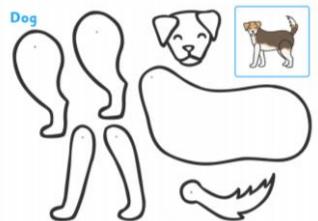
You could even revisit older videos and challenge yourself to improve. All EYFS classes are going to forest school this term. If you can access some outdoor space make time for some play in the fresh air.

There are some good resources available below:

- <https://www.nhs.uk/10-minute-shake-up/shake-ups>
- <https://www.bbc.co.uk/programmes/b006mvsc>
- <https://www.youtube.com/user/CosmicKidsYoga>

Physical Development and Expressive Arts and Design:

Have a go at making a split pin dog. Cut and stick carefully. You can use glue, tape, blue tac or split pins to piece it together.



A nursery rhyme featuring a dog.

Listen to the song "One man went to mow"
<https://www.bbc.co.uk/teach/school-radio/nursery-rhymes-one-man-went-to-mow/zjgnmfr> and have a go at singing along.

Physical Development and Expressive Arts and Design:

Make some cat ears for you to wear.

If you have a hairband to attach them to you could try this method:
<https://www.youtube.com/watch?v=1mFX0cLEkQU>

OR like this



Measure the paper strip to go around your head and then make some pointy ears to go on top.

A nursery rhyme featuring a cat.

Listen to the song "Hey Diddle Diddle"
<https://www.youtube.com/watch?v=sJiw-edttDY>

Expressive Arts and Design:

Have a go at designing your own paper plate pet. You could copy an example from the picture below, or you could design a different animal.

What shape are your pet's ears?
What colour is your pet going to be?
Does your pet have a tail?

Don't forget to send a picture to your class teacher on Evidence Me!

Paper Plate Pets



A nursery rhyme featuring rabbits.

World Book Day

Today is 'World Book Day'!

Celebrate the day with your grown-ups by sharing stories and books together.

You could:

- Dress up as your favourite book character
- Read your favourite story together
- Read a new story
- Video call a family member or friend and read a story to them
- Build a cosy reading den together
- Send in an extreme reading photo to add to our online gallery
- Check out some of the teachers talking about their favourite book on our website


Can you think of any other ideas to celebrate 'World Book Day'?

Expressive Arts and Design:

Make your own aquarium
https://www.youtube.com/watch?v=iebQ9cQ5_a8



Or have a go at making a 3D fish using a template from the website.




A nursery rhyme about fish.

Listen to the song "1,2,3,4,5 once I caught a fish alive"
<https://www.bbc.co.uk/teach/school-radio/nursery-rhymes-1-2-3-4-5-once-i-caught-a-fish-alive/zdy6jhw> and have a go at singing along.

and have a go at singing along.

Listen to the song
"Sleeping Bunnies"
<https://www.youtube.com/watch?v=BHcFQ9gaMF4>

Can you act like the bunnies and join in with the actions. Sleep, hop and stop!



A nursery rhyme about a horse.

Listen to the song
"Horsey, horsey don't
you stop."
<https://www.bbc.co.uk/teach/school-radio/nursery-rhymes-horsie-horsie-dont-you-stop/z4kvhbk>
and have a go at singing along.