

EYFS Term 4 Week 6 Focus Story: We're Going on an Egg Hunt	Monday 29.03.2021	Tuesday 30.03.2021	Wednesday 31.03.2021	Thursday 01.04.2021	Friday 02.04.2021
Morning movement	Jack Hartmann action song on YouTube	Doh disco on YouTube	Go Noodle	Doh Disco on YouTube	Jump Start Johnny
Communication, Language and Literacy	<p>Listening and understanding:</p> <p>Read/watch the story 'We're Going on an Egg Hunt' https://www.youtube.com/watch?v=xvnfAFKfRw</p> <p>Encourage children to join in with repeated phrases throughout the story.</p> <p>How many eggs did we find on the egg hunt?</p> <p>Can you remember what we found whilst on our egg hunt? For example, chicks, bees, ducks, etc.</p> 	<p>Listening and understanding and understanding the world:</p> <p>Discuss the importance of Easter for Christians.</p> <p>Easter is the most important festival in the Christian calendar. It is a time for celebrating and welcoming new life.</p> <p>Watch these videos to find out how Christians prepare for Easter and celebrate Easter: https://www.bbc.co.uk/cbeebies/watch/lets-celebrate-easter</p> <p>How do you and your family celebrate Easter day? This year, Easter day is on Sunday 4th April.</p> 	<p>Listening and understanding:</p> <p>Re-read the story 'We're Going on an Egg Hunt'.</p> <p>Together, design a map to show the journey the rabbits take throughout the story.</p> <p>You could draw a picture to represent what the rabbits find on each part of the journey. For example, at the start of the journey the rabbits find lambs, next they find chicks, etc.</p> <p>You could use your map to find your own Easter eggs!</p> 	<p>Listening and understanding, and expressive arts and design:</p> <p>Re-enact the story 'We're Going on an Egg Hunt' together.</p> <p>Encourage children to be the rabbits, chicks, lambs, wolf, etc. Someone can also be the narrator.</p> <p>Encourage everyone to join in with repeated phrases.</p> <p>You could create an audience space and encourage children to perform the story to each other.</p> 	<p style="text-align: center;">Good Friday</p>

Literacy Adult Led Activity: Draw a picture to represent Easter. Now we want you to write about your picture. You could draw an Easter egg, a chick, a rabbit, lambs, etc. Don't forget to use your phonics to help you to sound out words. Remember to challenge yourself to use a capital letter, finger spaces and a full stop.


Phonics

Focus on reviewing **phase 3 set 9** and using them to read and write word with increasing fluency

Phonics Play Games:
You can access lots of fun and interactive games on [phonics play](http://www.phonicsplay.co.uk/phonics-play).

username: jan21

password: home



You can watch short, humorous phonics clips here:
<https://www.bbc.co.uk/bitesize/topics/zcqqqtr>

You can watch videos of letters and sounds lessons here:
<https://lettersandsounds.org.uk/for-home/reception>

Focus on: ow. Sight-reading a selection of 1 syllable words and decoding longer words.

Review
Review phase 3 sounds. Use real flashcards or <https://www.phonicsplay.co.uk/resources>

Review reading phase 3 words. Use word flashcards or play Pick a Picture phase 3 digraphs on phonics play.

Review phase 3 tricky words. Use flashcards or play tricky word trucks on phonics play.

Teach and Practise
Practise reading and writing the following words: cow, town, down, howl, towel, power

Read the sentences and draw a picture to match it: My towel has six cows on it. All the owls are down in the town.

Focus on: oi. Sight-reading a selection of 1 syllable words and decoding longer words.

Review
Review phase 3 sounds. Use real flashcards or <https://www.phonicsplay.co.uk/resources>

Review reading phase 3 words. Use word flashcards or play Pick a Picture phase 3 digraphs on phonics play.

Review phase 3 tricky words. Use flashcards or play tricky word trucks on phonics play.

Teach and Practise
Practise reading and writing the following words: oil, join, coin, coil, tinfoil, poison

Answer the questions yes or no.

Can you join 2 coins?
Is oil poison?

Focus on: ear. Sight-reading a selection of 1 syllable words and decoding longer words.

Review
Review phase 3 sounds. Use real flashcards or <https://www.phonicsplay.co.uk/resources>

Review reading phase 3 words. Use word flashcards or play Pick a Picture phase 3 digraphs on phonics play.

Review phase 3 tricky words. Use flashcards or play tricky word trucks on phonics play.

Teach and Practise
Practise reading and writing the following words: ear, year, fear, hear, beard, earring

Read the sentence and draw a picture to match it. He has earrings hanging in his beard!

Focus on: air. Sight-reading a selection of 1 syllable words and decoding longer words.

Review
Review phase 3 sounds. Use real flashcards or <https://www.phonicsplay.co.uk/resources>

Review reading phase 3 words. Use word flashcards or play Pick a Picture phase 3 digraphs on phonics play.

Review phase 3 tricky words. Use flashcards or play tricky word trucks on phonics play.

Teach and Practise
Practise reading and writing the following words: air, hair, pair, lair, funfair, armchair

Read the sentences and draw a picture to match it. I can see a pair of socks under my armchair. They are red!

Good Friday

Phonics adult led activity

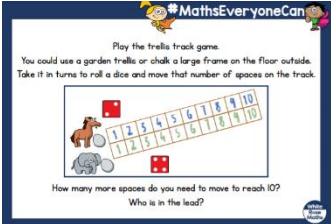
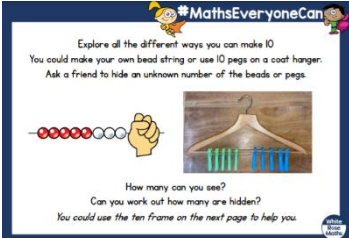
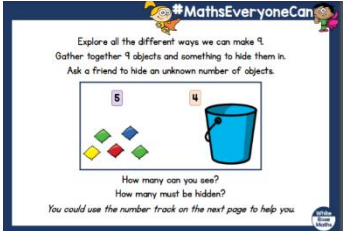
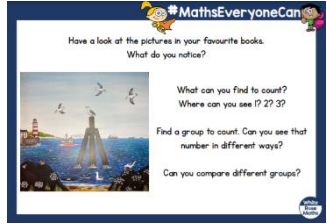
Practise all sounds. Practise all tricky words. Practise reading words containing phase 3 sounds

Choose books to read from the Letters and Sounds ebook library on <https://www.oxfordowl.co.uk/> .

Choose books that offer some challenge but are still enjoyable to read. While we have introduced all the sounds, that doesn't mean every child is ready to read stories featuring the new digraphs and trigraphs. books from earlier sets provides essential blending practice and will encourage reading for pleasure. By re-reading the same book at least 3 times children can help develop fluency.



phase 3 Reading

	Monday 29.03.2021	Tuesday 30.03.2021	Wednesday 31.03.2021	Thursday 01.04.2021	Friday 02.04.2021
<p>Maths – Spring Consolidation</p> <p>Ongoing:</p> <p>Number blocks is a great set of maths programmes on BBC iplayer: https://www.bbc.co.uk/iplayer/episodes/b08bzfnh/numberblocks</p> <p>If you would like to look at some maths songs, please go to: https://www.bbc.co.uk/teach/school-radio/nursery-rhymes-counting-songs/zn67kmn</p>	<p>Watch White Rose Maths Week 3 Spring Consolidation Session 1 – Trellis Track Game</p> <p>https://whiterosemaths.com/homelearning/early-years/spring-consolidation-week-3/</p> <p>Have a go at this activity:</p> 	<p>Watch White Rose Maths Week 3 Spring Consolidation Session 2 – Composition of 10</p> <p>https://whiterosemaths.com/homelearning/early-years/spring-consolidation-week-3/</p> <p>Have a go at this activity:</p> 	<p>Watch White Rose Maths Week 3 Spring Consolidation Session 3 – Composition of 9</p> <p>https://whiterosemaths.com/homelearning/early-years/spring-consolidation-week-3/</p> <p>Have a go at this activity:</p> 	<p>Watch White Rose Maths Week 3 Spring Consolidation Session 4 – What do you notice?</p> <p>https://whiterosemaths.com/homelearning/early-years/spring-consolidation-week-3/</p> <p>Have a go at this activity:</p> 	<p>Good Friday</p>
<p>Maths adult led activity</p>	<p>Please have a go at the daily follow up activities, simply click the picture for the link. Don't forget to share your learning each day on EvidenceMe.</p> <p>You may also like to access some of the additional maths activities from our website.</p>				
<p>Wider Curriculum:</p> <p>Below we have attached some wider curriculum challenges and like with all of these home learning tasks, we do not expect you to complete them all but they are here as a guide for you to use as you wish. You may complete these tasks as they are or use some of these tasks and explore your own interests/ use them in your own way too and that is absolutely fine.</p>					
<p>PE</p> <p>We encourage you to access daily physical activity opportunities.</p>	<p>Expressive Arts and Design:</p> <p>Design your own Easter egg.</p>	<p>Understanding the world: Cooking</p> <p>Make chocolate Easter nests.</p>	<p>Understanding the world:</p> <p>Design your own Easter Egg hunt. You could make your own eggs from</p>	<p>Understanding the world:</p> <p>Draw your own map to find something that is hidden.</p>	<p>Good Friday</p>

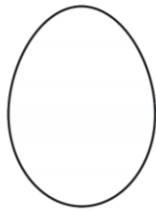
Physical health: Joe Wicks, Cosmic Kids and Kidz Bop on YouTube all support daily, family friendly work outs! You could even revisit older videos and challenge yourself to improve. All EYFS classes are going to forest school this term. If you can access some outdoor space make time for some play in the fresh air.

There are some good resources available below:

- <https://www.nhs.uk/10-minute-shake-up/shake-ups>
- <https://www.bbc.co.uk/programmes/b006mvs>
- <https://www.youtube.com/user/CosmicKidsYo>

You could draw it on paper. (There is a template on the website)

Design Your Own Easter Egg



Or, you could boil a real egg and decorate it.



You could follow the recipe here or find your own. <https://www.bbc.co.uk/newsround/35890002>

paper/card/other materials you have to hand. You might like to print our 'Egg templates'

Ask a grown up to hide your eggs around your home then go on an Easter Egg hunt!



You could use your imagination and create an imaginary map like a pirate's treasure map.



Alternatively you could hide something at home and make a map of your house/bedroom/garden to match.

