





EYFS Term 2 Week 5 – Advent	Monday 29.11.21	Tuesday 30.11.21	Wednesday 1.12.21	Thursday 2.12.21	Friday 3.12.21
<b>Morning movement</b>	Jack Hartmann action song on YouTube	Doh disco on YouTube	Go Noodle	Doh Disco on YouTube	Jump Start Johnny
<b>Communication, Language and Literacy</b>  C&L listening and attention ELG: Listen and respond with relevant comments/questions/actions when being read to and during discussions. Engage in back and forth conversation. C&L Speaking ELG: participate in discussions; use new vocab; offer explanations; express ideas in full sentences; use past, present, future and conjunctions. Lit Comprehension ELG: Demonstrate understanding of what has been read to them by retelling stories and narratives using their own words and recently introduced vocabulary. Anticipate (where appropriate) key events in stories. Use and understand recently introduced vocabulary during discussions about stories, non-fiction, rhymes and poems and during role play.	This week, we are learning about the festival of Advent.  <b>What is advent?</b>  Can you find out about Advent?  <b>Log on to Espresso:</b> <a href="https://online.espresso.co.uk/espresso/login/Authn/UserPassword">https://online.espresso.co.uk/espresso/login/Authn/UserPassword</a>  username: student5731 password: paulton and keyword search ‘Advent’ and choose the first link ‘Start of Advent’.  Discuss: What have you learnt about advent now?  	Tomorrow we will be starting our own advent calendar. Today, we need to decorate envelopes so that we can put the challenges inside them, ready to be opened each day!  <b>Log on to Espresso:</b> <a href="https://online.espresso.co.uk/espresso/login/Authn/UserPassword">https://online.espresso.co.uk/espresso/login/Authn/UserPassword</a>  username: student5731 password: paulton and keyword search ‘Advent’ and choose the fourth link ‘Advent’.  Watch the video to find out more about Advent.  	Today is the first day when Christians open advent calendars.  <b>Explain that today we are going to open our own advent calendar</b> as a class which include ‘advent challenges’. Read today’s challenge and complete it!  Then...  <b>Read the Twinkl PowerPoint</b> ‘All About Advent’ to find out more about the festival of Advent.  <b>Explain</b> that Christians light 4 candles during Advent, 1 on each Sunday, as there are 4 weeks of Advent. Each candle has a different meaning – hope, peace, love, joy.  	Open the advent calendar as a class – what is today’s challenge?  <b>Advent Wreath</b>  Revisit the Twinkl PowerPoint ‘All About Advent’. Look back at slides 5 and 6.  Explain that churches display an Advent wreath during Advent.  Can you design your own wreath?  	Open the advent calendar as a class – what is today’s challenge?  <b>Christmas Trees:</b>  <b>Log on to Espresso:</b> <a href="https://online.espresso.co.uk/espresso/login/Authn/UserPassword">https://online.espresso.co.uk/espresso/login/Authn/UserPassword</a>  username: student5731 password: paulton and keyword search ‘Christmas Tress’ and choose the second link ‘Christmas Trees’.  Watch the video to find out more about Christmas trees.

**Communication and language focus in provision and interactions**

Comp ELG: Retell simple stories. Use new vocabulary in my play. Speaking ELG: Express ideas and feelings about experiences using full sentences, including use of past, present and future tenses and making use of conjunctions, with modelling and support from an adult



**In provision** – adults to encourage children to discuss what they have learnt about Advent. Adults can also ask children: what was your Advent class challenge today? Encourage use of new vocabulary: **Advent, Wreath, calendar, Christians**, etc.



**Literacy Adult Led Activity:**

Lit Writing ELG: Write recognisable letters, most of which are correctly formed. Spell words by identifying sounds in them and representing the sounds with a letter or letters.




**Design/decorate your own Advent Wreath or Advent Candle.** You might choose to design a wreath with the advent candles in! Tell an adult what you have learnt about the festival of Advent this week. The adult can scribe what you have told them. Challenge: have a go at labelling your picture. Don't forget to write your name too!






<p><b>Phonics</b></p> <p>You can watch phonics videos and complete activities here on <a href="#">espresso</a>. Username: student5731 password: paulton</p> <p><b>Phonics Play Games:</b> You can access a few games for free on <a href="https://www.phonicsplay.co.uk/resources">https://www.phonicsplay.co.uk/resources</a></p>  <p>You can watch short, humorous phonics clips here: <a href="https://www.bbc.co.uk/bitesize/topics/zcqqtf">https://www.bbc.co.uk/bitesize/topics/zcqqtf</a></p> <p>You can watch videos of letters and sounds lessons here: <a href="https://lettersandsounds.org.uk/for-home/reception">https://lettersandsounds.org.uk/for-home/reception</a></p>	<p><b>Lit Word Reading ELG:</b> Say a sound for each letter in the alphabet and at least 10 digraphs. Read words consistent with their phonic knowledge by sound-blending</p> <p>Teaching phase 3 sounds and tricky words. Learning to read and beginning to write CVC words.</p>			
<p><b>Teach 'ch'</b> <a href="#">Part 1 Learn to read ch</a> and <a href="#">Part 2 Learn to read words</a></p>	<p><b>Teach 'sh'</b> <a href="#">Part 1 Learn to read sh</a> and <a href="#">Part 2 Learn to read words</a></p>	<p><b>Teach 'th'</b> <a href="#">Part 1 Learn to read th</a> and <a href="#">Part 2 Learn to read words</a></p>	<p><b>Teach 'ng'</b> <a href="#">Part 1 Learn to read ng</a> and <a href="#">Part 2 Learn to read words</a></p> <p>Teach 'we'</p>	<p><b>Review: ch, sh, th, ng</b> <a href="#">Part 1 Review the week</a> and <a href="#">Part 2 Learn to read words</a></p>
<p><b>Review:</b> Flashcards sounds previously taught Flashcards a selection of previously taught decodable words Tricky word 'the' 'to' 'l' 'no' 'go' 'into' he she</p> <p><b>Teach and Practise</b> * Show cued articulation image. Say the sound e.g. 'm'. All focus on shape of mouth. * Show grapheme and say phoneme again. *Go through images doing 'I say you say m-m-mouse' etc. *Look at formation. Magic fingers in the air for formation whilst saying rhyme. Trace on back of hand with finger. Write on boards. Adults to note who needs extra support/same day intervention. Boards down. *Soundtalk and blend the words. *Segment 3 words - drag and drop. Children to write 1 word to finish. - Look at board for support - challenge to do on your own. Read caption  *Recap new learning from today "Today we learnt the sound ..."</p>				<p><b>Review:</b> Flashcards sounds Flashcards decodable words Tricky words 'the' 'to' 'l' 'no' 'go' 'into' he, she</p>  <p>Review formation ch, sh, th, ng Big motions in air</p> <p>1 min timer to write as many letters as many times as you can.</p> <p>Read and match words/captions to pictures.</p> <p>Write words together as a class.</p>

<p><b>Phonics whole class reading</b></p>	<p>Lit Word Reading ELG: Read aloud simple sentences and books that are consistent with their phonic knowledge, including some common exception words.  <a href="https://www.oxfordowl.co.uk/">https://www.oxfordowl.co.uk/</a> .  As a whole class this week we will be reading ‘<b>The Zipbot</b>’ on Oxford Owls.  We will read it several times for decoding, then fluency, then prosody (expression).</p>  				
	<p><b>Monday 29.11.21</b></p>	<p><b>Tuesday 30.11.21</b></p>	<p><b>Wednesday 1.12.21</b></p>	<p><b>Thursday 2.12.21</b></p>	<p><b>Friday 3.12.21</b></p>
<p><b>Maths – White Rose Phase 3 Light and Dark Week 2</b>  <a href="https://whiterosemaths.com/homelearning/early-years/light-and-dark-week-2/">https://whiterosemaths.com/homelearning/early-years/light-and-dark-week-2/</a></p> <p><b>Maths:</b>  Compare numbers  Explore the composition of numbers to 10 (with a focus on 4 &amp; 5)  Understand the ‘one more than/one less than’ relationship between consecutive numbers  Automatically recall number bonds for numbers 0-10 (with a focus on 4 &amp; 5)</p> <p><b>Ongoing:</b>  Numberblocks is a great set of maths programmes on BBC iplayer:  <a href="https://www.bbc.co.uk/iplayer/episodes/b08bzfnh/numberblocks">https://www.bbc.co.uk/iplayer/episodes/b08bzfnh/numberblocks</a></p>	<p>Counting forwards and backwards to 5. Say one more/less than 1-4  - Not on PPT</p> <p>Place double sided counters in a small tub (4 or 5). Shake the tub and empty.  You will be presented with some red and some yellow counters.  How many altogether?  Count on to 5 frame.  Repeat activity for number 5.</p> <p><b>‘Must’ activity – shake double sided counters (up to 5) and drop onto plate. Count red then yellow and say stem sentence x add y equals z</b></p> <p>Resources: double sided counters</p>	<p>Subitise using dot cards (1-5)  - Not on PPT</p> <p>Make different shapes with 4 cubes and then 5 cubes. What do you notice? Shape changes but number does not.  Could link to Numberblocks episodes.</p> <p>As a class, provide all children with 5 cubes –can they make an arrangement the same as their pair? Different to their pair? What’s the same, what is different. In provision, children to continue exploring making different shapes with each quantity.</p> <p>Resources: cubes/multilink</p>	<p>Sing the rhyme ‘<a href="#">One Elephant came out to play</a>’ with visuals/props.</p> <p>Match numerals to quantity as more elephants are added and build towers to represent each new quantity. What do you notice each time we add one more? You could encourage children to say X and one more equals Y each time we add another elephant</p> <p>In provision, children to explore more 1 more rhymes using props. Or make up our own 1 more rhyme.</p> <p>Resources: number rhyme props; counting objects; loose parts</p>	<p>Sing the rhyme ‘<a href="#">5 green bottles</a>’ with visuals/props.</p> <p>As in previous session match numeral to 5 green bottles and to every amount as 1 is taken away. As each bottle is removed, build a tower for each amount to visually represent that there is fewer bottles (1 less) each time. Encourage the children to say stem sentence “One less than X is Y”</p> <p>In provision, children to explore 1 less rhymes using props or make up their own.</p> <p>Resources: number rhyme props; counting objects; loose parts</p>	<p>Sing along to ‘<a href="#">Five Little Boats</a>’ from Numberblocks Numbersongs</p> <p>Place cubes on a 5 frame then place the cubes in a bucket (so cannot be seen)  Add 1 more or take 1 out. Children to work out how many cubes are now in the bucket. Can you predict? (Make a clever guess)  Check by counting out on to a 5 frame and matching numeral.</p> <p>In provision, encourage children to play their own game using cubes and bowls/buckets.</p> <p>Resources: cubes and containers</p>

<p>If you would like to look at some maths songs, please go to:  <a href="https://www.bbc.co.uk/teach/school-radio/nursery-rhymes-counting-songs/zn67kmn">https://www.bbc.co.uk/teach/school-radio/nursery-rhymes-counting-songs/zn67kmn</a></p>					
<p><b>Maths adult led activity</b></p>	<p><b>'Must' activity – shake double sided counters (up to 5) and drop onto plate. Count red then yellow and say stem sentence x add y equals z</b></p> <div data-bbox="434 603 645 746" style="text-align: center;"> </div> <p>e.g. <b>3 red and 2 yellow, 3 add 2 equals 5</b></p> <p>At home, you could watch the White Rose Home Learning Videos and use the follow up activities.  Don't forget to share your learning each day on EvidenceMe.</p>				
<p><b>Wider Curriculum:</b> Below we have attached some wider curriculum challenges and like with all of these home learning tasks, we do not expect you to complete them all but they are here as a guide for you to use as you wish. You may complete these tasks as they are or use some of these tasks and explore your own interests/ use them in your own way too and that is absolutely fine.</p>					
<p><b>Continuous provision in the environment</b></p>	<p>Outdoors: Water, sand, tools for exploring water and sand, potion making, mud kitchen, pirate ship, hut, climbing frame, painting/drawing/mark making, board books, loose parts: crates, planks, tubes, guttering, scrap.  Indoors: play dough, writing resources, book corner, calm area, counting resources, construction, small world resources, fine motor resources, art and craft resources, role play – props/costumes</p>				
<p><b>Opportunities for enhanced provision in the environment</b></p>	<p><b>What</b></p>			<p><b>Why</b></p>	
	<p>Work together to design a class advent calendar, counting down until Christmas day (or the beginning of the Christmas break).</p>			<p>C&amp;L – learn new vocab, connecting ideas  PSED – show resilience and perseverance in the face of challenge</p>	

	<p>Suggestion - each decorate an envelope, enclose a challenge (see below) for each school day left until Christmas.</p> 	<p>PD – develop small motor skills to use tools (pens/paintbrush) effectively          Maths – Count objects/actions          UW – recognise ways people celebrate special times          EAD – use and refine a variety of artistic effects; create collaboratively sharing ideas, resources and skills</p>
	<p>Make an advent wreath. What materials will you use to make your wreath?          For example: Draw round your hands to make spiky holly, add circle berries, roll up paper into tubes to make candles.          You could also use a paper plate to make your wreath.</p> 	<p>PD – develop small motor skills to use tools (pens, scissors, glue)          UW – recognise ways people celebrate special times          EAD – use and refine a variety of artistic effects; create collaboratively</p>
	<p>Design/decorate an advent candle. Can you design 4 different candles to show the 4 different weeks of Advent?</p> 	<p>UW – recognise ways people celebrate special times          EAD – use and refine a variety of artistic effects</p>
	<p>Design your own advent calendar.</p>	<p>UW – recognise ways people celebrate special times          EAD – use and refine a variety of artistic effects          PD – develop small motor skills to use tools effectively</p>

	<p>Look at images of nativity scenes in churches and people's houses. Make a crib out of toys and props.</p> 	<p>UW – compare and contrast characters from stories, including figures from the past; understands some places are special to members of their community; recognise that people have different beliefs and celebrate special times in different ways EAD – use and refine a variety of artistic effects; develop storylines in pretend play</p>
	<p>In the countdown to Christmas, draw a map for Santa to help him find your house. What will Santa see on his way to Paulton? What landmarks will he fly over?</p> 	<p>UW – draw information from a simple map; describe what they see whilst outside EAD – use and refine a variety of artistic effects</p>
	<p>The four candles used at Advent represent Hope, Peace, Love and Joy. Draw a picture to show what each of these words means to you and tell your friends/classroom adults about it.</p> 	<p>UW- recognise that people have different beliefs and celebrate special times in different ways EAD – explore and use a variety of artistic effects to express ideas and feelings</p>

Possible advent challenges

- Decorate a Christmas tree (use the tree and baubles cutting skills activity)
- Learn a Christmas song (We wish you a merry Christmas <https://www.youtube.com/watch?v=g-OF7KGyDis> )

- Play a game of Guess who? In pairs, provide chn with a picture card (e.g Santa, reindeer, Rudolph, Elf, Candy cane) and encourage the asking of yes/no questions to guess who you are.
- Learn to draw a reindeer <https://www.youtube.com/watch?v=e1gfzZUsQrM>
- Design/build a sleigh for Santa, you could draw it or make it using construction
- Learn a Christmas song (12 days of Christmas <https://www.bbc.co.uk/teach/school-radio/nursery-rhymes-the-twelve-days-of-christmas/zmvp2sg>)
- Learn to draw a snowman <https://www.youtube.com/watch?v=GBPrVhWdORg>
- Make a paper snowflake (developing cutting/fine motor skills)
- Retell the story of The Nativity as a class. You could use stick puppets
- Make gingerbread biscuits
- Make a decoration for the class Christmas tree (large paper tree on wall?)
- Christmas themed dough disco: <https://www.youtube.com/watch?v=DDsrTLfWKc0>