



EYFS Term 5 Week 4	Monday	Tuesday	Wednesday	Thursday	Friday
<p><b>Reading/ Phonics</b></p> <p><b>*NEW*</b></p> <p><b>Recommended:</b> follow these daily lessons for EYFS  <a href="https://www.youtube.com/channel/UCP_FbiYUP_UtldV2K-niWw">https://www.youtube.com/channel/UCP_FbiYUP_UtldV2K-niWw</a> Each daily lesson will be uploaded at 10am (for EYFS) but will be available throughout the summer term.</p>	<p><a href="#">Daily Phonics</a></p> <p>And/or</p> <p>Can you recognise the Phase 3 sounds: <b>ow, oi, ear?</b>  (ow – ow, ow, ow)  (oi – join the coin)  (ear – what can you hear)  Can you spot these sounds in any books at home?</p> <p>Can you use the ‘ear’ phoneme spotter to find all of the ear sounds?</p> <p><b>You can print these from the website or look at it on a device. (‘Phoneme Spotter’)</b></p>	<p><a href="#">Daily Phonics</a></p> <p>And/or</p> <p>Pick a Phase 3 sound from yesterday – how many things around your home can you find with this sound? Is the sound at the beginning, middle or end of the word?</p> <p>You could practise sound talking and then writing these words too.</p> <p>Can you read ALL the Phase 3 tricky words: <b>he, she, we, me, be, you, all, are, was, they, my.</b></p>	<p><a href="#">Daily Phonics</a></p> <p>And/or</p> <p>Have a go at reading a book on the Oxford Owl website. We recommend using this quiz to check you are choosing books at an appropriate level:  <a href="https://home.oxfordowl.co.uk/reading/reading-schemes-oxford-levels/which-reading-level-stage/">https://home.oxfordowl.co.uk/reading/reading-schemes-oxford-levels/which-reading-level-stage/</a></p>	<p><a href="#">Daily Phonics</a></p> <p>And/or</p> <p>Have a go at using one of our suggested websites or apps to play a reading game. Challenge: focus on the sounds <b>ow, oi, and ear</b> that you have been practising this week.</p> <p>Login details for Phonics Play  username: march20 password: home. At school we like to play ‘Grab a Giggling Grapheme’, for more of a challenge choose ‘Picnic on Pluto’ and choose ‘Phase 3’ to practise the sounds you have been working on this term.</p>	<p><a href="#">Daily Phonics</a></p> <p>And/or</p> <p>Check out the Oxford Owl page to read some books. Your class log in is <b>classname20</b> (e.g. jade20) and the password is <b>books</b>.</p> <p><b>You could play a game of ‘Read and Race’. You will find a couple of versions on our website. Feel free to make your own version to practise the sounds you’ve been working on this week.</b></p>
<p><b>Writing</b></p> <p>Don’t forget ‘3 tick sentences’</p> <ul style="list-style-type: none"> <li>✓ Capital letter to begin</li> <li>✓ Finger space between words</li> <li>✓ Full stop at the end of a sentence</li> </ul>	<p><b>Weekend News</b></p> <p>Can you write your news from the weekend or something you have done recently. We would usually do this at school on Mondays in our Busy Books. Remember to write as independently as you can and use sound mats to help you.</p>	<p>Have a go at writing ALL the Phase 3 tricky words: <b>he, she, we, me, be, you, all, are, was, they, my.</b></p> <p>Can you use the look/cover/write/check strategy?  Can you put them in a sentence?</p> <p>Don’t forget to use your finger spaces!</p>	<p>Practise writing words with the sounds <b>ow, oi, and ear.</b></p> <p>e.g. cow, owl, now, coin, join, soil, fear, hear, beard.</p> <p>Can you put them in to a sentence?</p> <p>Don’t forget you need 3 tick sentences!</p>	<p><b>Creative Writing Challenge</b></p> <p>Write your own story using your shadow puppets to help you tell it. You could draw a storyboard to help you plan your story first.</p> 	<p><b>Choose a ‘Creative Writing Prompt’ from the website as your writing challenge today.</b></p> <p>Remember you don’t need to print this, you could draw your own picture in your book to write about.</p> <p>And/or</p> <p>If you made an ‘Activities Jar’ – can you write one more thing to add to it that you would like to do when lockdown is over? I wonder how many things you have in there now?</p>

<p><b>Maths</b></p>	<p>Practise counting to 20. Can you count forwards? Can you count backwards? Can you count further?</p> <p>Practise your number formation (the way we write numbers). This is how we write each number: 0 1 2 3 4 5 6 7 8 9</p> <p>You could use: <a href="https://www.doorwayonline.org.uk/activities/letterformation/">https://www.doorwayonline.org.uk/activities/letterformation/</a> Just select the numbers!</p> <p>You might want to use 'Number Formation Activity' on the website instead.</p> <p>Can you write the numbers 0-20? Can you go further than 20?</p>	<p><b>Subtraction</b></p> <p>Today can you set up a 'bus' with 10 seats in and bus stop for your teddy bears.</p> <p>Can you be the driver and stop at different stops? At the first stop some teddies get on? How many more now? How many altogether?</p> <p>At the next stop some teddies get off the bus? How many get off? How many now?</p> <p>Challenge: Can you have a go at writing this as a subtraction number sentence? E.g. 5 teddies on bus, 3 get off, now there are 2 left so we write this as <math>5-3=2</math>.</p>	<p>Can you practise your subtraction using this game on our website? <b>(At the bus stop game).</b></p>  <p>Pick a number card and put the correct number of people on the bus.</p> <p>Count how many people are on the bus.</p> <p>Roll the dice and move that number of people off at the bus stop.</p> <p>How many people are left on the bus?</p> <p>Pick another number card and play again.</p> <p>Instead you could have a go at one of the subtraction worksheets instead. <b>There are two activities to choose from on our website.</b> (subtraction within 10 or 20)</p>	<p>Choose a game to practise subtraction.</p> <p>You could try:</p> <p><a href="https://www.topmarks.co.uk/subtraction/subtraction-to-10">https://www.topmarks.co.uk/subtraction/subtraction-to-10</a></p> <p>This is a little trickier:</p> <p><a href="http://www.ictgames.com/funkyMummy/index.html">http://www.ictgames.com/funkyMummy/index.html</a> (Choose - up to 20)</p>	<p>Can you use the splat square to count in 2's?</p> <p>For an extra challenge can you also try counting in 5's and 10's?</p> <p>Here's the splat 100 square we use at school for games like this: <a href="https://www.topmarks.co.uk/learning-to-count/paint-the-squares">https://www.topmarks.co.uk/learning-to-count/paint-the-squares</a></p>
<p><b>Wider Curriculum</b></p> <p>Can you try something active everyday?</p>	<p><b>Get Creative</b></p> <p>Make your own shadow puppets and put on a puppet show!</p> <p><u>You will need:</u> Toilet rolls</p>	<p><b>Flight</b></p> <p>Watch this (with a grown up as there's some parts that might be tricky) to find out about Da Vinci.</p> <p><a href="https://www.youtube.com/watch?v=Y0_htkvCVpE">https://www.youtube.com/watch?v=Y0_htkvCVpE</a></p>	<p><b>Ramadan</b></p> <p>Explore this webpage and find out all about the Muslim festival of Ramadan happening at the moment.</p>	<p><b>Get Creative</b></p> <p>Create your own self-portrait or landscape using natural resources!</p>	

YouTube: Joe Wicks, Cosmic kids yoga, Kidz Bop.


Cling film  
Foam shapes or card  
A torch/light source



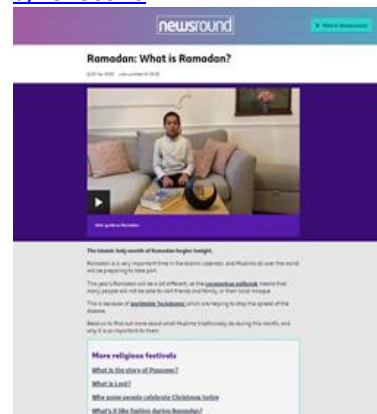
Watch this to learn a little about The Wright Brothers: [https://www.youtube.com/watch?v=YDlk4Ky\\_ahs](https://www.youtube.com/watch?v=YDlk4Ky_ahs)

Challenge:  
Can you make your own paper aeroplanes? Can you test and improve them as needed. Does different paper make a difference? What makes it fly furthest? What about fastest?

You can find two paper aeroplane templates on our website if you want to use them! Perhaps you can film your plane flying and share with your teachers.



You'll find it here: <https://www.bbc.co.uk/newsround/d/23286976>



Then you could:

- Make a fact page about Ramadan
- Write a diary entry as if you are a Muslim experiencing Ramadan (This could be pictures and labels)
- Help to make a meal with your family this week and share it together
- Try out a new recipe to share as a family

Perhaps you could collect lots of different branches, leaves, flowers and petals on your daily exercise break and then create your masterpiece when you get home?



Your teachers would love to see what you create so don't forget to email us!

Documents on the school website to go with this week. These are all optional as you are able to use the resource on a screen/device and use paper or your books to record.

**Phonics:**  
Phoneme Spotter 'ear' Read and Race  
**Writing:**  
Creative Writing Prompt

**Maths:**  
Number Formation 1-20  
Subtraction within 10  
Subtraction within 20  
Bus Stop Game

**Wider Curriculum**  
Paper aeroplane templates x2